

Clean Your PC DEEPER Than Ever



Remove buried junk only specialist software finds **p40**

<input checked="" type="checkbox"/>		Device driver packages	2.62 MB
<input checked="" type="checkbox"/>		Downloaded program files	7.46 MB
<input checked="" type="checkbox"/>		Duplicate files	1.33 GB
<input checked="" type="checkbox"/>		Temporary internet files	31.0 MB
<input checked="" type="checkbox"/>		Previous Windows installation(s)	43.3 GB

Scan

Cancel

Make your PC faster... **p40****PLUS**

Save The World Using Your PC

No superpowers needed

VLC's Amazing Hidden Tool

Did you know it could do this? **p52**

What's The Right DNS For You?

1.1.1.1? 8.8.4.4?

199.85.126.10? Find out on page 56



JOIN THE PRO SQUAD

1ms

144Hz

Free Sync



RED EAGLE™

GB2488HSU | GB2788HS | GB2760QSU



GET IN THE GAME

1ms



Free Sync



BLACK HAWK™

GE2288HS | G2530HSU | G2730HSU



IMMERSE YOURSELF IN THE GAME



CURVED

Free Sync



GOLD PHOENIX™

GB2888UHSU | G3266HS



ENTER A NEW DIMENSION

2560
x
1440

1ms

Free Sync



SILVER CROW™

GB2783QSU

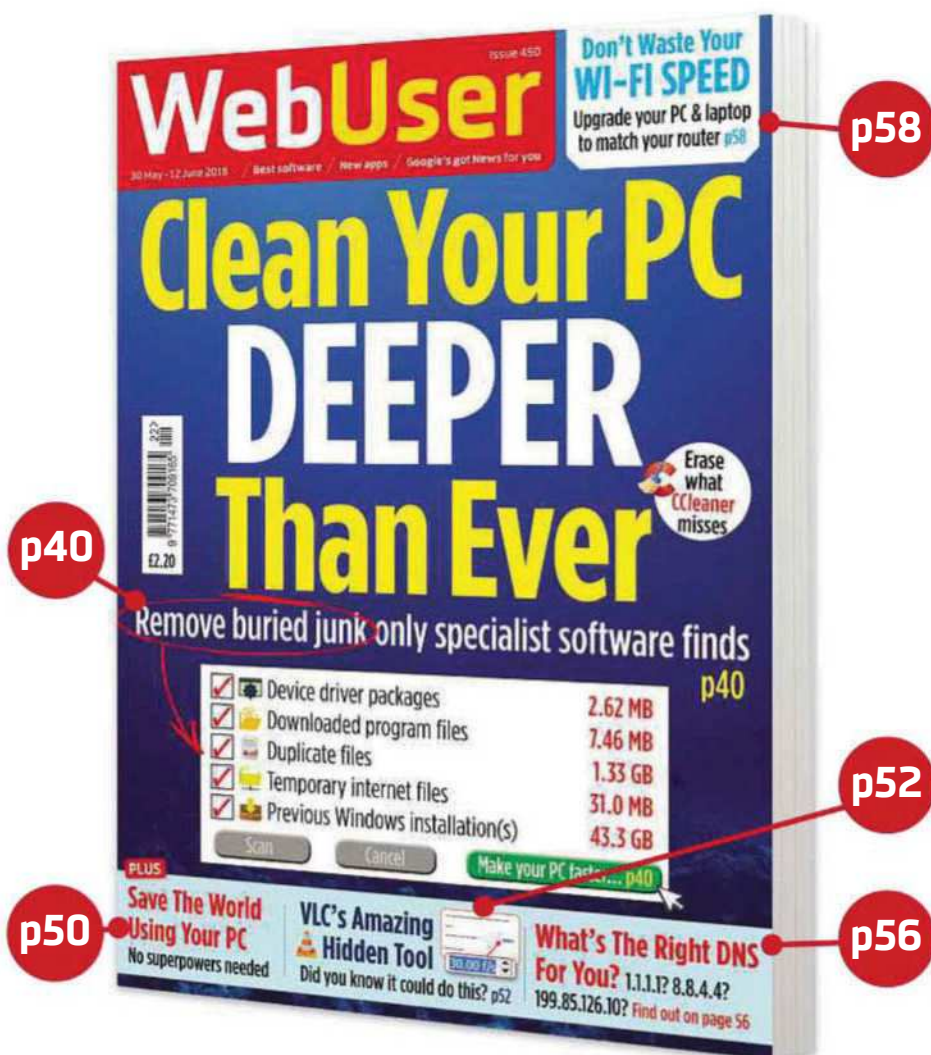
When I'm cleaning Windows...

This issue's cover feature is brought to you by the letter 'C' for 'cleaning your PC', but not – as you may assume – by the program CCleaner. Now, don't get me wrong: we at *Web User* love CCleaner – it's like the Swiss Army knife of free system tools. But just as the scissors, can opener and blades in the pocketable all-in-one toolkit aren't as sharp and sophisticated as the individual full-size versions, so the duplicate finder, uninstaller and privacy options in CCleaner are bettered by dedicated standalone tools.

In our cover feature, we round up

the best of those tools for removing specific types of junk from your system, from leftover Windows files to hidden space hogs and invasive PUPs. Why, you may wonder, do you need a bunch of separate downloads, when CCleaner does it all? The answer is that our choices are all specialists in their areas, and their combined power will give your PC its deepest clean ever!

Robert Irvine, Editor
robert_irvine@dennis.co.uk
[#webuser](#)



5 Things you'll learn this issue

- 1** How to browse UK government documents and websites from the past 22 years **page 6**
- 2** How to move a program from one drive to another without having to reinstall it **page 29**
- 3** How to view and delete individual cookies in the latest version of Firefox **page 33**
- 4** How to revisit your youth by creating Spirograph designs online **page 47**
- 5** How to add a front-facing flash to your phone so you can take selfies at night **page 69**



Subscribe to Web User!

Never miss another issue – subscribe at subscribe.webuser.co.uk

abc Average sales, Jan-Dec 2017, 27,156 copies per issue

Clean Your PC DEEPER Than Ever


COVER
FEATURE

Remove PC junk
you didn't even
know was there

Clean Now... p40



The app-based quiz that's taking
the world by storm p38



Rediscover toys from
the past – online p47



Fancy becoming a
citizen scientist? p50

IN DEPTH Articles on the latest tech topics

- 38 FAQ**
HQ Trivia
- 40 COVER FEATURE**
CLEAN YOUR PC DEEPER THAN EVER
How to reclaim space and speed up your system
- 47 Retro games online**
Relive your youth with nostalgic toys
- 48 Video-downloading software**
Programs that don't bundle unwanted extras
- 50 Save the world with your PC**
Use your tech devices for scientific research

REVIEWS Apps, sites and products on test

- 14 Best New Websites**
Brilliantly revamped sites from Manchester United and the Royal Geographical Society
- 22 Group Test**
Colour printers
- 28 Best Free Software**
Protect your PC with IObit Malware Fighter 6
- 32 Best New Browser Tools**
Watch YouTube videos in a floating window
- 34 Best Free Apps**
Find interesting stories in Google News

FAVOURITES Must-read regulars

- 6 What's New Online**
Work offline in Gmail
- 8 Need to Know**
This fortnight's top tech news stories
- 12 Stay Safe Online**
Security advice for PC and mobile
- 18 Build a Better Site**
Expert tips, tools and practical help
- 20 What to Watch Online**
Films and TV shows you can't miss
- 26 Best Buys**
Our pick of the best new products
- 37 Take a Screen Break**
Guess the high-street chains emoji



- 60 Broadband Deals**
Find the best-value package for you
- 72 Inbox**
Tell us your views and opinions
- 74 Page 404**
Barry's phone has a meltdown



Practical WebUser

Workshops, tips, projects and problem solving

16
pages

- 52 Workshop 1**
Record your screen with VLC
- 54 Workshop 2**
System Silencer
- 56 Workshop 3**
Public DNS server tool
- 57 Workshop 4**
Take control of Android notifications
- 58 Weekend Project**
Upgrade your hardware to match your Wi-Fi
- 64 Web User Masterclass**
Automate Windows tasks
- 66 Ask the Expert**
All your technical questions answered
- 68 Readers' Tips**
The best tips from our readers
- 71 Readers' Helpdesk**
Answers from our reader forums

Switch to a better
DNS server **p56**



Block over-zealous
Android alerts **p57**

Get the full benefit of your
router's power **p58**



EDITORIAL

Group Editor Daniel Booth
Editor Robert Irvine
Technical & Reviews Editor Andy Shaw
Features Writer Steve Clark
Art Editor Laurence Hallam
Production Editor Miki Berenyi
Editorial Tel: 0203 890 3890
Visit forum.webuser.co.uk
for technical and buying advice

ADVERTISING

Tel: 0203 890 3846
Advertising Director Charlotte Milligan
Advertising Manager Alexa Dracos

ADVERTISING PRODUCTION

Group Production Manager
Stephen Gatherall, 0203 890 4050
Production Assistant Helina Ozuyurt, 0203 890 3827

MARKETING

Marketing Manager Rachel Hare
Marketing Production Manager Gemma Hills

MANAGEMENT

Tel: 0203 890 3890
Managing Director John Garewal
MD of Advertising Julian Lloyd-Evans
Commercial and Retail Director David Barker
CFO/COO Brett Reynolds
Chief Executive James Tye
Company Founder Felix Dennis

SYNDICATION AND USE OF LOGOS

Syndication Senior Manager Anj Dosaj-Halai
Tel: +44 (0)203 890 3816
Email: anj_dosaj-halai@dennis.co.uk

INTERNATIONAL LICENSING

Web User is available for licensing overseas.
Licensing & Syndication Assistant Nicole Adams
Tel: +44 (0)203 890 3998
Email: nicole_adams@dennis.co.uk

SUBSCRIPTIONS

Tel: 0330 333 9493
Email: subscriptions@dennis.co.uk
You can manage your existing subscription through www.ManageMyMags.co.uk. This should be your first port of call if you have any queries about your subscription. A subscription to Web User for one year costs £47.99 for UK subscribers, £95 for Europe and £151 for the rest of the world. Call 0330 333 9493 to get the next issue, delivered free to your door.

PRINTING

Printed by Wyndeham Bicester, Oxon
Distributors Seymour 020 7396 4000

PERMISSIONS

Material may not be reproduced in any form without the written consent of the publisher. Please address such requests to: John Garewal, Dennis Publishing, 31-32 Alfred Place, WC1E 7DP

LIABILITY

While every care was taken preparing this magazine, the publishers cannot be held responsible for the accuracy of the information or any consequence arising from it. All judgments are based on equipment available to Web User at the time of review. 'Value for money' comments are based on UK prices at time of review. Web User takes no responsibility for the content of external websites whose addresses are published in the magazine.

© Copyright Dennis Publishing Limited. Web User is a trademark of Felix Dennis.



A DENNIS PUBLICATION
Web User is published fortnightly by
Dennis Publishing Ltd, 31-32 Alfred Place, WC1E 7DP.
Company registered in England. Material may not be reproduced in whole or part without the consent of the publishers. ISSN 1473-7094

WEB USER
PRINTED IN THE UK



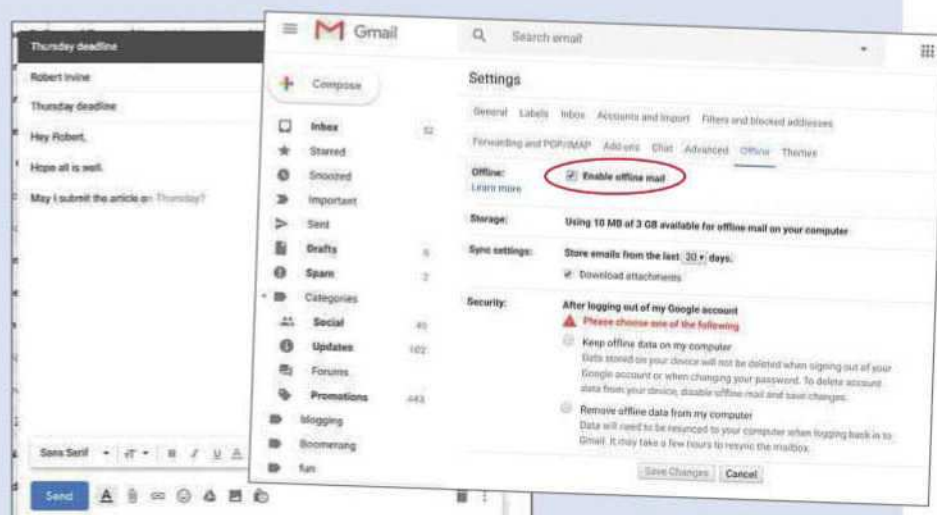
What's New Online

Write faster and work offline in Gmail

Following the recent Gmail redesign (see our workshop last issue), Google is continuing to tweak and improve its webmail service. It's now using artificial intelligence to help you compose your emails in double-quick time, by suggesting words and phrases as you type.

Called Smart Compose, this new feature lets you start writing a message as normal, before showing the contextualised suggestions in grey. To accept them, just press the Tab key on your keyboard. This means Gmail could, in theory, write the whole email for you, and ensure that you avoid any spelling or grammatical errors.

Gmail has also introduced an Offline mode that lets you write emails, search your inbox and delete messages without needing an internet connection or installing an extension. Anything you do in Offline



mode will sync when you get back online. You need Chrome 61 or higher to use the feature, which you can turn on by going to Settings, Offline and ticking 'Enable offline mail'.

To ensure you're using the latest version of Gmail, click the Settings cog

and select 'Try the new Gmail'. Then select Settings, General and tick the box to enable experimental access. Google says most users should have the new features within the next few weeks.

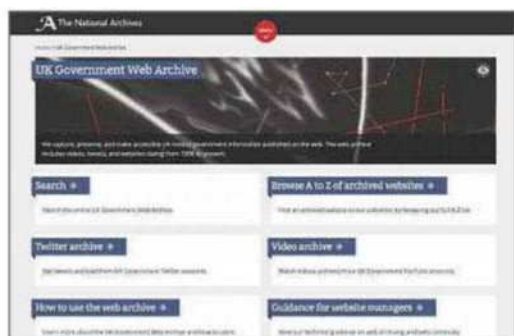
mail.google.com

Browse 22 years of British politics online

bit.ly/politics450

They say a week is a long time in politics, so how about 22 years? That's the timescale of this ambitious collaboration between the National Archives and Gov.uk, which gathers every publicly available website hosted by the British government since 1996, and makes the contents searchable online. As well as letting you see what the sites looked like back when John Major was still PM, you can discover how attitudes and policies have changed through successive Labour, Coalition and Conservative governments.

The data includes Twitter posts, YouTube videos and 1.4 billion documents taking up 120TB of space, and there

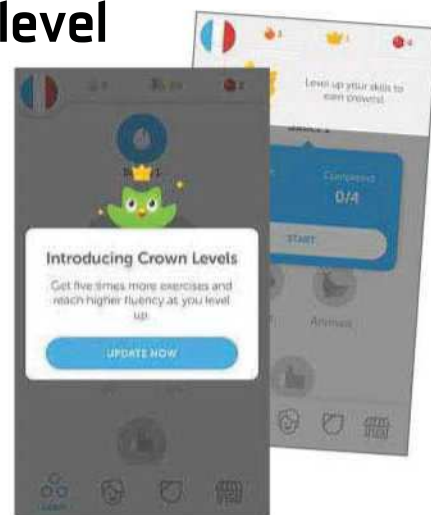


are filters to help you quickly narrow results. You can also seek inspiration from an A-to-Z list of archived websites.

Take language lessons to the next level

www.duolingo.com

By 'gamifying the process' of mastering a new language, Duolingo has given its millions of users the pleasure of learning to speak another tongue through the medium of fun. But if you're keen to take your fluency to the next level, Duolingo has come up with a way to better cater for advanced learners without alienating casual ones. 'Crown Levels' give you the option to delve deeper into certain skills before moving on. There are five levels of difficulty, with harder sentences and more typing involved the further up you go. At the same time, new exercises have been added, including phonetic-based tests to hone your pronunciation and the ability to tap along to words as they play to encourage better listening. You can also select what you want to learn in more depth, whether it's food, travel or irregular verbs.




We pick the 10 best things you must do on the web this fortnight

Explore an interactive sky map

sky.esa.int

Rather than splashing out on a telescope, you can view the night sky via this new European Space Agency map. Using data from ESA's Gaia mission, it lets you explore image observations, take screenshots and view academic publications. Click Explore Random Target to visit a random galaxy, nebula or star cluster, complete with Wikipedia information.



Take a break from YouTube

www.youtube.com

If you find yourself endlessly clicking recommended YouTube videos or simply jumping from one to the next,

then you're not alone. A billion hours are watched every day, and the average time per session is a square-eyed 40 minutes. Understanding that some people may want to break their bingeing habit, YouTube has introduced a time-limiting feature that lets you set

a reminder to stop watching. Just tap the profile icon in the app and select Settings, 'Remind me to take a break'. You can then choose the timeframe, from every 15 minutes to three hours.



Predict World Cup results

bracketchallenge.fifa.com

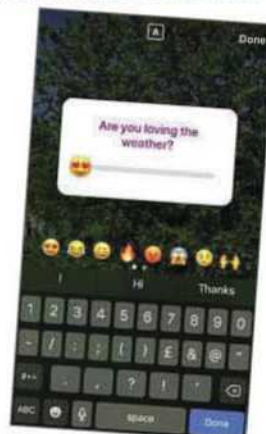
Reckon Germany will knock out England in a semi-final, only for Brazil to walk away with the tournament? Or do you fancy France to go all the way? Put your predictions to the test by joining FIFA's World Cup Bracket Challenge. Start with the group stages, dragging teams into your predicted finishing positions, then decide who gets through to the final. Once you submit, you can share your prediction, create and join leagues and, as the World Cup gets underway, get on the leaderboard to win a prize.



Create an emoji slider in Instagram

www.instagram.com

Forget polls – Instagram has introduced an emoji slider sticker that lets you pose a question on the image-sharing social network and, instead of using predetermined answers, have responders move an emoji left or right depending on their strength of feeling. Select the slider from the sticker menu in the top-right corner after taking or importing a picture, then tap the emoji to customise its emotion and background.



NEW VOICE COMMANDS



Pick a new voice

Google has launched six new Google Assistant voices. Go to Settings, Preferences, Assistant Voice (in Home, find it under More Settings), then preview each one.



Set in-app reminders

Siri can prompt you to revisit an email, a site in Safari or a Map location you're looking at. Just say, "Hey Siri, remind me about this at [time] on [date]" to add it to your reminders.



Get accurate weather forecasts

Say: "Alexa, ask Big Sky for the weather" and set up the skill in the Alexa app for this handy hyper-local service to provide an accurate weather forecast for your address.



See what's hot on Amazon

bit.ly/smile450

To promote its new summer store, Smile It's Summer, Amazon has produced a trends report that shows you which items are selling well and which we're likely to buy – such as sunglasses for dogs and garden igloos.

Take a stroll using AR

bit.ly/buzzin450

Should you find yourself in Manchester, check out the Buzzin app for iOS and Android. Using augmented reality, it lets you point your phone at green hexagon signs around the city to discover interesting information.

Play songs using images

bit.ly/spotify450

Log into Spotify via this online tool, then upload an image – it will not only identify the content but search Spotify and play a song. It works well with album covers and throws up random tunes with other images.



Need to Know

YouTube takes on Spotify with music-streaming service

What happened?

Google is once again trying to get a foothold in streaming music, this time through its YouTube video service. Plenty of us already watch music videos on YouTube, but the aim of the new YouTube Music is to make that music available on the go.

YouTube Music will be available for free, alongside a paid-for Premium version for \$9.99 (about £7.40) a month. There's a mobile app and a desktop player, offering access to playlists, songs and radio stations – along with their accompanying music videos.

YouTube Music also features a 'fuzzy' search tool that lets you track down a song, even if you don't know its title, by entering, for instance: "That hipster song with the whistling" or a snippet of a song lyric. Like other streaming services, it analyses your listening history to make recommendations, but it will also consider where you are. For example, if you're at the gym, it will "suggest some beats to get the heart-rate going" or recommend relaxing songs as you arrive at the airport. It's not clear whether you need to tell YouTube where you're going or if it will make assumptions based on your location.

YouTube is also tweaking its existing subscription service. YouTube Red, which is currently only available in the US, removes all ads and lets you download for offline viewing, as well as



including access to paid-for video streams. YouTube Music Premium will be rolled into YouTube Red, which will be renamed YouTube Premium. It will cost \$12 (around £9) a month for new members, but provides both the Music Premium and Premium video services.

The switch to the YouTube brand suggests Google is hoping to take advantage of the video service's continued popularity, especially among younger users. As of last summer, Google Play Music and YouTube Red combined were thought to have around seven million paying users. Spotify had 70 million paid subscribers as of January – more than double from two years prior – while Apple Music, the streaming service from the iPhone maker, has just topped 50 million users, though this figure includes both free and paying subscribers.

How will it affect you?

YouTube Music marks the end of Google Play Music, Google's existing streaming service, that clearly failed to catch on in the same way as rivals such as Spotify. If you're already a Google Play Music subscriber (or you've used a VPN to get YouTube Red), your subscription will roll over to YouTube Music Premium at the same price. If you've bought music via Google Play Music, you'll still be able to access it via that service.

Google hasn't said how much YouTube Music Premium will cost in the UK, but Google Play Music is currently £9.99 so it's likely to be similarly priced. In the US,

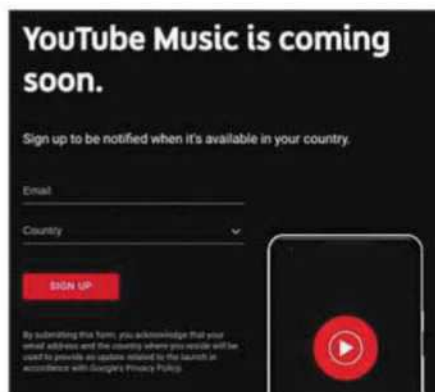
Google Play Music is \$9.99 (about £7.50) a month, the same as the new YouTube Music Premium service. If you're not a Google Play Music subscriber, you can still listen to YouTube Music for free, but you'll have to tolerate a few ads.

YouTube Music will arrive in the US at the end of May, and in the UK and rest of Europe in the following weeks, Google said. To be notified of its availability, you can ask for an email at music.youtube.com.

What do we think?

The world doesn't necessarily need another music-streaming service, and Google is coming to this rather late – if you have hundreds of playlists in Spotify, you'll need a lot of motivation to make the move to YouTube Music. That's why Google is smart to switch to the YouTube brand, which has more than a billion logged-in users every month, according to figures from 2017. Plenty of those people listening to music on YouTube won't have a streaming-music subscription, and if Google can sign up even a small number of them to YouTube Music, it will have a platform to rival its competitors.

We also hope that the service previously known as YouTube Red is finally brought to the UK. Plenty of Brits watch more YouTube than they do broadcast TV, and would be willing to pay £11 a month to ditch the commercials, download videos for offline viewing and use the new music-streaming service.



You can sign up to receive the latest news about YouTube Music on its website

What we think of this fortnight's top tech news stories and rumours, and how they affect you

Chrome scraps 'secure' label for sites

What happened?

Google is continuing to fiddle with how Chrome users browse the web by ditching the padlock icon and Secure notice from the left-hand side of the address bar.

Traditionally, this indicates that a page is being served via an encrypted HTTPS connection, rather than the less secure HTTP. Instead, the Secure status will be presumed and the non-secure status will be flagged – so, if you're viewing a page or clicking through to one, and Google isn't actively flagging up a Secure status, you can presume it's deemed safe.

How will it affect you?

The change will start to roll out in Chrome 69, due in September. From then on, you'll no longer see the green Secure alert by the URL when you're viewing an HTTPS-secured site. The following month, the red 'not secure' warning will start popping up for pages that use HTTP.

Most websites already use encrypted connections, Google noted earlier this


year, with 81 of the top 100 sites using HTTPS by default and 68% of Chrome traffic on Android and Windows protected. That's good news, because HTTPS means the data communicated between the page and your browser is encrypted and secure from prying eyes, so no-one can see what you're reading, sharing or entering (such as form fills and credit card details) on the site.

What do we think?

The shift may seem subtle, but there's a key difference between the positive and negative focus, trading the green 'secure' for the red 'not secure'. Google says users should expect the web to be safe, so the default should be secure and not the other way around.

The move will also push web publishers to do better: it's much harsher to be labelled as 'not secure' than it is to just have no Secure label displayed. Hopefully, the last few HTTP holdouts will make the switch and offer all web users a secure connection.

Eventual treatment of all HTTP pages in Chrome:

 Not secure example.com

BT combines mobile and broadband



What happened?

BT has unveiled plans to combine its home broadband, mobile and Wi-Fi plans into a single product, with a single bill. Alongside simpler billing, BT Plus will let customers flip between Wi-Fi and 4G. That means if you have a weak mobile signal, you can piggyback on your broadband to make calls and browse the web – and vice versa. If there's a fault with your home broadband, you'll be given unlimited mobile broadband and a 4G Wi-Fi Mini Hub to get online while you wait for repairs. BT is calling this its 'Best Connected' plan.

Alongside the converged BT Plus package, BT said that EE, the mobile operator it bought in 2014, would offer its own package, pairing ultrafast home broadband and 4G, and also keeping users connected via a mobile network when they move house or experience a fault on their line.

EE also showed off what it's calling Hybrid Broadband, a similar idea that uses 4G to give customers superfast

broadband in areas without good speeds or reliability.

How will it affect you?

The BT Plus and EE packages are being launched now, but if the Hybrid Broadband idea catches your eye, you'll have to wait until 2022 because the converged network won't be available until then. Although the broadband and mobile networks won't be completely joined at the hip until then, you can at least get the benefit of using 4G if your broadband goes offline.

What do we think?

The 4G backup for your broadband is a clever benefit to offer customers who sign up to BT for mobile and home connections. When your home broadband has a fault, most of us already turn to our mobile phones to get online, but that brings with it concerns of breaching data caps. This offer from BT means you don't have to worry about going over your monthly limit or being stuck without an internet connection.

Newsagents to sell 'porn passes' to over-18s

What happened?

The British Board of Film Classification (BBFC) has floated the possibility of introducing so-called 'porn passes' in a bid to limit children's access to pornographic material online.

According to reports, the BBFC, charged with implementing and overseeing online age verification, plans to make £10 passes available from local newsagents. As with buying tobacco or alcohol, you'll have to verify your age to receive a one-time code that enables access to 18+ material online.

The 'porn pass' idea is tied to the Digital Economy Act 2017, which mandates age verification for viewing porn. Any website that doesn't age-check their visitors faces stiff penalties. Originally expected in March, the age-verification law has been pushed back so that the government can "get the implementation of the policy right". They're now suggesting it would be "enforceable by the end of the year".

The BBFC also stated that there will be "a choice of age-verification options, typically from third party providers, so there's no need to share any personal data with a pornography website."

This means you don't have to hand over your personal data to a porn provider – just an anonymous 16-digit code. That's great news for incognito web users – so long as you don't mind



the awkwardness of buying the pass in your local shop!

How will it affect you?

This is just one possible solution in the ongoing effort to shield children from explicit content. Adult sites already ask for age verification via your passport or credit card number, but this approach exposes websites to potentially massive data breaches, as the 2015 Ashley Madison scandal proved.

The 'anonymous' alternative of the 'porn pass' should appeal to privacy-conscious adult film fans, and it's a useful option for the 40% of Brits who don't own a credit card. In any event, if this is your bag, you may not even need

a pass. Pornhub owner MindGeek has confirmed it'll offer its own one-time verification process, called AgeID.

What do we think?

Data-privacy concerns over current age verification are legitimate but 'porn passes' seem to be a 20th-century solution for a 21st-century problem: well-intentioned but impractical.

Kids are savvy enough to circumvent any laws that restrict access to content of any sort using free VPNs. And the recent Mark Zuckerberg vs the US Senate Committee debacle showed us how out of touch politicians are when it comes to understanding the online world, much less regulating it.



FIRST LOOK

Honor 10

bit.ly/honor450

Powerful and stylish in equal measure, the new Honor 10 is one of the best mid-range smartphones you can buy. Loaded into its slim, lightweight 7.7mm frame is 4GB of memory and a high-end Kirin 970 processor that's easily capable of handling the most intensive apps and games.

The 5.84in, 1,080 x 2,280-pixel resolution screen admittedly can't compete with premium models such as the Samsung Galaxy S8, but unless you're a VR junkie, you'll struggle to spot the difference. You'll also find an 'ultrasonic fingerprint scanner' neatly hidden on the home screen.

However, what really catches the eye is Huawei's 24- and 16-megapixel AI cameras. Just point and shoot, and

the built-in artificial intelligence will 'recognise' your photo and highlight the most important aspects, adding definition and making colours pop.

There are some impressive specs nestled within the Honor 10's aluminium shell, but don't expect a pure Android experience. Instead, it's kitted out with Huawei's unnecessary Android Oreo reskin – the serviceable but unattractive EMUI interface (a crude imitation of iOS found on most Huawei smartphones). This interface is useful for enabling certain functions, such as notch support and gesture control, but the main advantage is the superfast 'face unlock', which is way speedier than the iPhone X's own facial-



recognition tool.

The European model offers a generous 128GB of storage – which is just as well, since the Honor 10 has no microSD slots. And that's not the only area that's seen cuts to accommodate the handset's lower cost.

The phone lacks any sort of waterproofing, so

avoid texting during rainstorms (or in the shower). Meanwhile, battery life remains frustratingly poor.

You can pick up the Honor 10 for £399. While that may sound steep compared to budget Motorola and Nokia phones, it's actually an absolute steal, because its top-end specs easily rival smartphones that cost double the price.

? WHAT'S THE RUMOUR

Is Facebook creating its own cryptocurrency?

Facebook is no stranger to online payments. Messenger users can already send and receive money using the app – so long as both have a debit card. Now, many believe the social network is preparing the next logical step: creating a cryptocurrency.

Facebook's relationship with cryptocurrencies is best described as complicated. On the one hand, misleading adverts for Bitcoin and other cryptocurrencies have been banned from the platform (bit.ly/bitban450); on the other, the social network has built a team assigned to investigate blockchain – the digital data ledger underpinning cryptocurrencies and a whole lot more.

As a decentralised and secure database (arguably the antithesis of Facebook itself), advocates of the technology believe embracing blockchain will help the social-media king better protect the data of its two billion-plus members. But others claim that Facebook is actually laying the foundations for its own cryptocurrency.

The rumour mill rattled to life when David Marcus, Vice President of Messaging Products, announced on Facebook (where else?) that he's "setting up a small group to explore how to best leverage Blockchain across Facebook, starting from scratch" (bit.ly/crypto450).

Prior to joining Mark Zuckerberg's



sprawling empire, Marcus was President of PayPal, which means he is intimately acquainted with the online-payments industry. He also currently sits on the Board of Directors for cryptocurrency exchange Coinbase. If Facebook is intending to examine cryptocurrency possibilities, Marcus would appear to be the best man for the job.

LIKELIHOOD RATING



In the wake of the Cambridge Analytica scandal, Facebook may be examining blockchain from a data-privacy perspective. We're sceptical about Facebook creating an original cryptocurrency, though, given its tendency to buy up successful ventures, rather than spearhead its own products.

↑ WEBOMETER ↓

WE LIKE...

↑ BT TV adds streaming services

Amazon Prime Video and Now TV will soon be available to BT TV customers through the ISP's YouView set-top box. BT TV is the first major UK TV service to offer Prime Video, which will be available later this year.



↑ Cortana to be made more human

Microsoft has bought an AI company, Semantic Machines, to make its Cortana voice assistant sound and respond more like a human. The improvements will make Cortana a 'situationally appropriate' assistant.



WE DON'T LIKE...

↓ Web users get half the speed they pay for

A new report shows that British households get less than half the broadband speed they pay for. The survey, by Which, revealed that most customers who pay for 'up to 38Mbps' internet speeds generally receive only 19Mbps.



↓ Invisible malware mines for cryptocurrencies

Windows 10 users have been warned about an invisible type of malware that can slow their PCs as it silently mines for cryptocurrency. The Russian malware steals up to 80% of processing power to mine for Bitcoin rival Monero.



What's new on Kickstarter

Our favourite new project on the crowdfunding site

Oval

bit.ly/oval450 | From £4

Promising to turn any house into a smart home (or, at least, a more intelligent one), Oval is a smart sensor that watches your home when you're out. Set custom preferences via the app and the egg-shaped gadget monitors rooms for unexpected movement or changes in ambience – including temperature drops and flooding water. As a standalone device, Oval needs no finicky installation and it also connects to services including IFTTT, Nest, Amazon Echo and Google Home. Pledge rewards include a year's subscription to its smart-home app and additional sensors.





Stay Safe Online

News about the latest threats and advice from security experts

SECURITY ALERT! | What's been bothering us this fortnight

Huge flaw found in PGP email encryption

A professor of computer science has warned email users that the popular encryption standard Pretty Good Privacy (PGP) has vulnerabilities and should be immediately disabled. The critical vulnerability, dubbed 'Efail' by Professor Sebastian Schinzel of Germany's FH Munster University of Applied Sciences, works by targeting the 'active content' of HTML emails – namely, loaded images or styles – to expose messages in plain text through requested URLs.

A spokesperson for the Electronic Frontier Foundation (EFF, www.eff.org), which first reported the Efail flaw, said users shouldn't panic but "should stop using PGP for encrypted email and switch to a different secure communications method for now".

PGP was previously considered the gold standard for email security, placing coded layers of security on



top of text content, so that the message is scrambled if it's ever intercepted. Created by computer scientist Phil Zimmerman in 1991, Symantec bought PGP in 2010 and is still the program's official developer.

bit.ly/efail450

Four million Facebook users' data exposed

The personal information of more than four million Facebook users was stored in an easily-accessible online database for the last four years, it has been revealed. The database, which was created by researchers from the University of Cambridge, was left exposed with

minimal protections.

Included in the database were sensitive details including age, gender, location and relationship status for 4.3 million people, as well as 22 million status updates from 150,000 users, according to *New Scientist*.

The data was collected via a similar 'personality quiz' to the one used in the Cambridge Analytica scandal, and was made available to other researchers who wanted to use it in their own studies, with the proviso that the data could not be traced back to Facebook users. However, one university lecturer apparently gave students the login details to access the database as part of a course on analysing Facebook data, and those credentials were subsequently uploaded to GitHub, where they were accessible to anyone via a simple Google search.

bit.ly/cambridge450



Security Helpdesk | Your questions answered by security specialists

THIS ISSUE'S EXPERT:
Raj Samani, Chief Scientist at McAfee
(www.mcafee.com)



Q How can we protect our passwords against 'glitches' like the one Twitter recently suffered?

Aiden Skinner, Twitter

A Twitter's password glitch highlights the problem of

relying on single-factor authentication. McAfee's recent research revealed that a third of people rely on the same three passwords for all their accounts. If you use the same password for Twitter as with other apps and accounts, a cybercriminal only needs to get their hands on this once to potentially gain access to your data. Hopefully, Twitter's news will prompt people to wake up and take more care with the passwords they're using.

To strengthen your passwords:

- Never use family or pets' names, birthdays, '12345' or 'password'. Many websites and apps prompt you to

“ A third of people rely on the same three passwords for all their accounts **”**

include a combination of numbers, symbols and lowercase and uppercase letters – for good reason. A password that's hard to guess is hard to crack.

- Today's hackers are smart – if one of your passwords is hacked, there is a high chance the hacker will try to hack all your accounts. Use different passwords to ensure your critical information is protected across email, social media and banking apps.

- Relying on a 'forgot your

password' link as a fallback option within a webmail service or other site isn't a wise move. The answers to the questions asked to unlock your account are often easily found on social-media profiles of yourself or your friends and family, making the code easy for hackers to crack.

- Use a password manager such as McAfee True Key App, which generates complex and strong passwords, and auto-saves them.



PHILIPS

Monitors

Vivid, true-to-life colours
in an elegant design

276E7QDSW

innovation ✦ you



amazon

CCL
COMPUTERS

ebuyer.com

★ Best New Websites

Site of the Fortnight

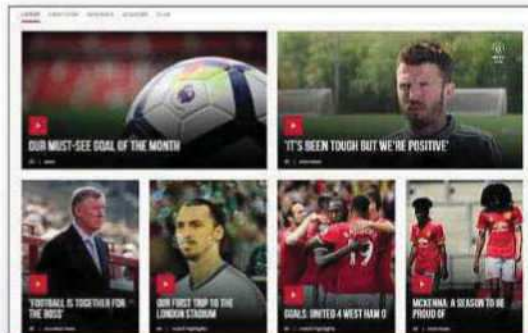
SPORT

RELAUNCH

Manchester United beta.manutd.com

Manchester United is tackling one of the biggest failings in football: its website. Compared to its previous effort, which appeared to have festered online since Sheringham and Solskjær were in the line-up, this is a confident and sophisticated play. Currently in beta (but so smooth you wouldn't know it), this Red Devil arena is loaded with top-flight content – fixtures and results mixing easily with interviews and punditry. The Match Centre deserves singling out for praise, with its real-time countdown to the next game, alongside engaging photos, trivia and match history that fans will devour like a half-time burger.

Our rating



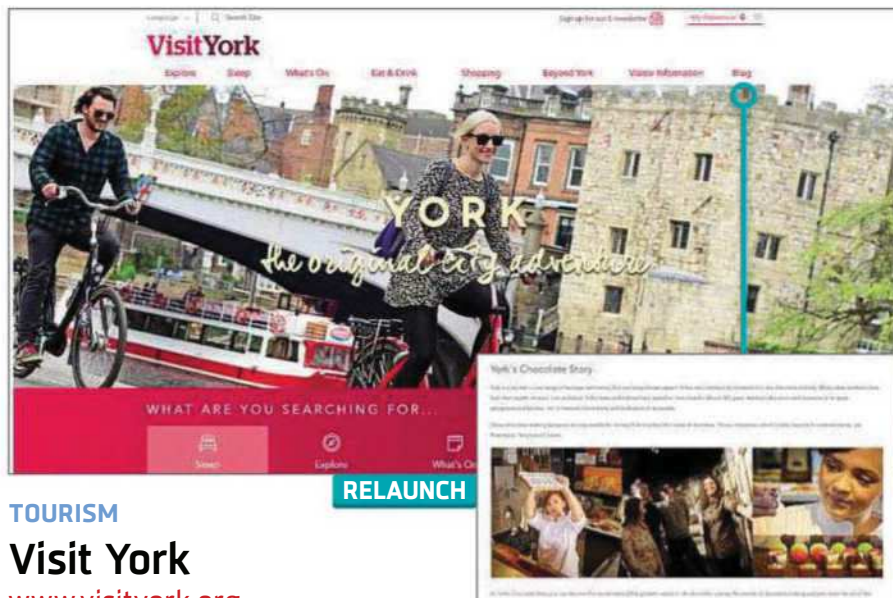
VIDEOS

Interviews, events and round-table discussions with players, personalities and pundits



FIXTURES

Never miss another match with the comprehensive guide to fixtures and results



TOURISM


RELAUNCH

Visit York

www.visityork.org

Sun-soaked images of pretty vistas hint at untold adventure on Visit York's newly invigorated tourism site. Steeped in its rich history and at ease with its contemporary side, York is pitching itself as a city-break destination to rival Amsterdam and Edinburgh. The main difference is that it's now much easier to find and book every stage of your visit from a single section on the homepage – though it's worth fully exploring this tourist goldmine where indie shops and selfie trails vie for your attention. The stand-out feature, however, is My Adventure, which lets you click the love-heart icon next to any attraction to add it to your comprehensive digital itinerary.

Our rating



RELAUNCH

ENVIRONMENT

Climate Visuals

www.climatevisuals.org

Billed as an 'evidence-based library', Climate Visuals aims to redefine the climate-change narrative, junking images of polar bears in favour of depicting the human cost of global warming. Out go the extraneous copy and bland visuals; in comes the extensive, searchable gallery, with beautiful photos leaping from every page. Well-written and informative articles populate the blog, but despite being a global issue, there aren't enough events listed to really get involved in the fight. It's a bitter-sweet experience, because these tragic hardships are captured so artistically.

Our rating



We review this fortnight's best new and relaunched websites and rate them for content, design and features



TICKETS

Buy tickets to Man United home games, become a member or join the Executive Club

PLAYERS

Discover the footballing legends that define the club's history – and those creating its future



RELAUNCH

HEALTH

Students Against Depression

bit.ly/sad450

This relaunched site replaces a passive browsing experience with an active approach. It's now better aligned with users' needs, as visitors choose their issue from a list that includes 'I feel anxious' and 'I am having strange thoughts', leading to specific advice and anecdotes from people in similar situations, while the I Need Help Now button whisks users to an info page for more immediate support. In short, it has everything students need to combat debilitating mental-health issues, find solutions and understand that they're not alone.

Our rating



NEW

FOOD & DRINK

Too Good to Be

www.toogoodtobe.co.uk

Splashes of bold pink and striking green draw attention to this gluten-free online bakery offering appetite-whetting pastries and desserts. However, this e-commerce portal doesn't always deliver the goods: although navigation is impressively clean, the product range is incredibly limited, so unless you're prepared to live exclusively on pies and quiches, you'll need more than this gluten-free shop offers – and you can't search by category, which means there's lots of scrolling. There's a sweet idea tucked inside this site, but right now it's a little too undercooked to savour.

Our rating



RELAUNCH

HEALTH

MS Society

www.mssociety.org.uk

The MS Society's new website has been built with the input of more than 1,000 MS sufferers, who have helped define everything from the user interface to the content. This may be why the site is so simple to use. There are no unnecessary flourishes or creative clutter, and exploring the site using its big app-like buttons is a breeze. Prior to this relaunch, the site was a disparate collection of text boxes where information was too easily lost. Now, for those looking for resources and ways they can support those with the condition, the MS Society's site offers a clear and informative experience.

Our rating



BACK ISSUES DISC 2017



Our **2017 Back Issues Disc** containing all 26 issues from last year is now on sale from Amazon

For more information, visit bit.ly/wudisc17 or search for 'webuser disc' on Amazon

You can still buy our **2016 Back Issues Disc** from bit.ly/wudisc16



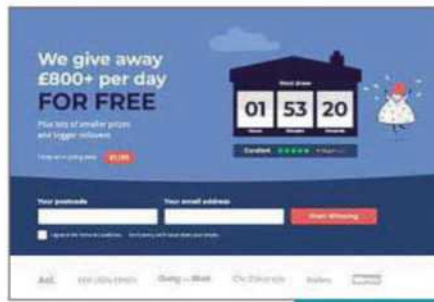

RELAUNCH
CHARITY

Changing Lives

www.changing-lives.org.uk

Somewhere on a whiteboard at the Changing Lives HQ are the words 'hope' and 'accessibility' defining the charity's new site supporting vulnerable people. There are no design surprises – the rotating header image, the soothing palette, the colourful call-out boxes are all instantly familiar. But it's a welcome resource for anyone seeking support (and those wishing to give it). Homelessness, alcoholism and finding employment are just some of the very serious topics given in-depth attention, while inspirational quotes dotted across the site help nudge others to take advantage of the services offered by Changing Lives.

Our rating


RELAUNCH
COMPETITIONS

Pick My Postcode

www.pickmypostcode.com

Pick My Postcode is the revamped site for what was formerly Free Postcode Lottery. "Where's the catch?" you may ask, being a savvy *Web User* reader who knows 'free' and 'lottery' rarely appear in the same sentence. Well, all the prize money is funded by the site's advertising, which isn't immediately obvious because the homepage is ad-free. Elsewhere, the site looks like a free newspaper, where adverts and sponsored content abound, and entering certain draws means sitting through commercials. In the wrong hands, this site might have seemed like a scam – but that's countered by its easy-going 'safe pair of hands' approach.

Our rating


NEW
FOOD & DRINK

Fooser

www.fooser.co.uk

The Lake District's stunning landscape is so expansive and unspoiled that if you're feeling peckish, you could roam for miles without ever finding a meal that fits the bill (or find one at all). Fooser's decision-making website is designed to find you the perfect sustenance in the local area. Just tell the site what you want – be it pub grub, a tearoom, a cheeky cocktail, or facilities such as free Wi-Fi or even "muddy boots welcome" – and, like a culinary cupid, Fooser matches you with a suitable venue. It's only just launched, so the list isn't yet exhaustive, but if you're hungry and holidaying in the Lakes, it's a mouth-watering haven.

Our rating


RELAUNCH
WORLD

Royal Geographic Society

www.rgs.org

The Royal Geographic Society's website has been renovated with fresh functionality and improved navigation. The old site's cluttered turn-of-the-century design is ditched in favour of large and lively images, and eye-catching articles that complement the Society's central mission to 'support geography and geographers' and provide essential resources. Dig deeper and you'll uncover the extensive collections catalogue, which logs most images, manuscripts, maps and digital resources currently held by the RGS, and the award-winning 'Resources for schools', which comprehensively details lesson plans for teachers, complete with downloads and guides.

Our rating


RELAUNCH
MEDIA

Bloomberg

www.bloomberg.com

Bloomberg, the international news agency, has relaunched its website – all the way back to 1998, by the look of things. Any overhaul it's achieved rarely tip-toes outside the box, and the overall effect is a monotone mess that attempts to ape a newspaper design right down to the paywall. The content is expertly crafted, but you're dependent on menu navigation to find the topics that interest you. As it stands, Bloomberg is better suited to a casual browse than a dedicated current-affairs catch-up. You can't even wrap your fish and chips in it.

Our rating



Build a Better Site

Specialist tips, top tools and practical help

Top Tips of the Fortnight

Official fast track to Google

Google recently announced at its I/O developer conference that sites created with Wix (www.wix.com) that use the service's SEO Wiz tool get ranked on the search engine "within seconds". SEO Wiz uses a series of simple questions and settings to ensure you've got lots of Google-friendly information on your site.



To try it for yourself, open your Wix website (or register for a free one) and choose Promote from the menu on the left. Click 'Get Found on Google' and work through the wizard.

Command line for WordPress

WordPress is renowned for its ease of use but it can take a lot of clicks to work your way through its menu-based dashboard. You may find it faster to type in DOS-like commands – if you're willing to take the time to learn them. WP-CLI (wp-cli.org) lets you do this via an installable command-line interface, just like Windows' Command Prompt or Power Shell. You type your WordPress commands straight into a text box, which can install and activate plugins, upload images and more. See the full list of commands at bit.ly/clidoc450.

Deal of the Fortnight

A2 Hosting (www.a2hosting.co.uk) is offering 51% off its Shared Hosting plans. Just enter the code **ZIP51** to bring the price down to just £3.48 per month.

Web-building Helpdesk

THIS ISSUE'S EXPERT:
Aaron T, Support Agent,
Krystal Hosting
(krystal.co.uk)



Q What's the best way to keep a backup of a WordPress website?

Harry Gough, via email

A There are plenty of great free backup plugins available for WordPress, my personal preference being UpdraftPlus (updraftplus.com). It lets you schedule backups from every four hours to once a month, and automatically delete them after a certain number of stored backups to avoid wasting space. They can be stored in the same place as the website or on an external storage system such as Dropbox or Google Drive. You can even have the plugin email you a backup report so you know your site is safe. To restore a backup, just access the plugin from the dashboard and choose what you'd like to restore.



MINI WORKSHOP | Add WordPress.com's brilliant free stock photos to any website
Pexels: www.pexels.com | 10 mins | Any website

WordPress.com offers royalty-free images to illustrate your website, now also available through its mobile app. If you haven't got WordPress, you can still use the images, straight from the source at www.pexels.com



1 Start a new WordPress.com post or open an existing one that you'd like to illustrate with a stock photo. Click the Add button **1** and choose 'Free photo library'. **2** You can now do this from the mobile app, too. Tap a place in the text to add the photo, tap the three-dot menu button and choose Free Photo Library.



2 Start typing a description of the photo you want in the search box at the top. **1** Photos appear showing the content you described. **2** Click the one you'd like to embed into your post and click Insert. **3** If you want to make a gallery of images, click more than one before clicking Insert.



3 If you don't use WordPress.com, you can still access the photos, which have been selected from Pexels (www.pexels.com), a brilliant library of free photos. Search for the photo you want based on the content, click your choice and click the Free Download button **1** to choose the size you need.



Improve Your Gameplan



144_{HZ}

FHD

1_{MS}



Low Input
Lag Mode

24.5"

G2590PX

aocgaming.com



[@aoc_gaming](https://twitter.com/aoc_gaming)



[@aocgaming](https://www.instagram.com/aocgaming)



[@aocgaming](https://www.facebook.com/aocgaming)

amazon

OVERCLOCKERS UK

SCAN

ebuyer.com



What To Watch Online

Pick of the fortnight



Tuck into AMC series *Dietland*

From 5 June

It may have the most off-putting title since *Married at First Sight*, but this new 10-part comedy-drama comes with a fine pedigree. Julianna Margulies (*ER*, *The Good Wife*) stars as a glamorous New York magazine editor whose ghostwriter, the deliciously named Plum Kettle (Joy Nash), is our everygirl heroine. Its creator is Emmy award-winning producer Marti Noxon (*Buffy*, *Mad Men*), who adapted the script from the bestselling novel by Sarai Walker.

New York magazine, female leads... it's all a bit *Sex and the City*, isn't it? Actually, Plum's daily battles of office politics and the pain of failing to fit into the ghastly fashion industry feel closer to Lena Dunham's wonderful *Girls*. This is a show for and about the #TimesUp era. But we still hate the title.

Incidentally, you may recognise Joy Nash (aka Plum) if you saw last year's return of *Twin Peaks*. She popped up in Part 8, where she played bejewelled 1940s lady Senorita Dido.

Dietland's first episode arrives on Amazon Prime Video on 5 June, a day after its US premiere on AMC. AMC won't let us Brits watch its YouTube channel, so thank you to the user who posted the trailer here: bit.ly/dietland450.

Step back in the ring with Tyson Fury

9 July

Former World Heavyweight champ Tyson Fury, the man with the most boxy name ever (and it's real), returns to his hometown of Manchester for his first pro fight since beating Wladimir Klitschko in 2015 - and BT Sport has scored a knockout by clinching exclusive UK rights.

We don't yet know who The Gypsy King will meet, but we do know it's unlikely to be belt-collector extraordinaire Anthony Joshua. Don't despair though, boxing fans, because promoter Frank Warren hints that match will happen later in 2018 and it, too, will

screen exclusively on BT Sport. It may even be timed to coincide with the launch of pay-per-view platform BT Box Office.

You'll need a subscription to watch Fury's comeback. BT Sport 'Online & On the Go' is currently free for the first three months (bit.ly/btsport450). BT Sport is also bundled with certain packages from Sky (bit.ly/btsky450) and Virgin (bit.ly/btvirgin450), but not Now TV. Watch free previews aplenty at bit.ly/fury450, including Fury claiming "I'd beat Joshua with one arm!"



on the mean streets of New York.

And quite a collection of powers they are, too: regular everyday tropes such as teleportation and emitting light daggers, plus some 21st-century specials such as purging drug additions. Interracial couple Tandy and Tyrone have to work together to get the best out of their newfound gifts, so this is a parable for tolerance if ever there was one.

Each weekly episode of *Marvel's Cloak and Dagger* comes to Amazon Prime Video a day after its US airing on cable channel Freeform. The HD trailer is a decent teaser (bit.ly/cloak450), but even better is this comic fan's intro to Tandy, Tyrone and their Marvel(lous) history: bit.ly/cloakorigins450.



Marvel at Amazon's super-teens *Cloak and Dagger*

From 8 June

Live-action Marvel adaptations are two a penny these days, but this likeable newcomer manages to feel fresh. Two teenage runaways, Tandy (aka Dagger, played by Olivia Holt) and Tyrone (aka Cloak, Aubrey Joseph), discover their superpowers while falling in love

We reveal what's new on Netflix, BBC iPlayer, Amazon Prime Video and other streaming services

N Say goodbye to *Unbreakable Kimmy Schmidt*

From 30 May

The first great streaming sitcom bows out after four seasons and countless cracking cameos including Jeff Goldblum, Ray Liotta, Steve Buscemi and Patrick Stewart. The fourth season of Tina Fey's show – which stars Ellie Kemper (*The Office*, *Bridesmaids*) as the 20-something survivor of a doomsday cult, trying to make a go of life in the big city (New York, inevitably) – follows modern form by splitting in two. Six episodes are available to watch in one go from 30 May, and seven more will follow later this year.



Guest appearances this time include *Mad Men*'s Jon Hamm, who plays dodgy cult leader Reverend Richard Wayne Gary Wayne, and Greg Kinnear ("that guy" from just about everything, including *Little Miss Sunshine*) as himself. Watch the latest trailer and catch up with three previous seasons at bit.ly/kimmy450.

N Sob goodbye to *Sense8*

From 8 June

Special 2-hour finale available
The Wachowski brothers (*The Matrix*, *V for Vendetta*) hit a rocky patch with this ensemble sci-fi drama, which followed eight telepathically connected "sensates" (sense eight, geddit?) who'd never met and were scattered around the



globe. Despite a brilliant concept and good critical reception, the show was cancelled by Netflix after two seasons. An online fan campaign hasn't quite been able to save it, but Netflix has offered this two-hour 'Series Finale' as a parting gift.

Sense8's 23 existing episodes are still available to stream on Netflix, so catch them before they're given the boot. You can also watch a whole collection of trailers, the finale announcement and season recaps at bit.ly/sense8450.

Now Rewatch seven seasons of *Game of Thrones*

From 1 June

Game of Thrones is back! Sort of. Season 8 isn't here yet – it's only just started filming – but, like Viserion the zombie dragon, HBO's epic has come roaring around for another go on Now TV, after a few months marked 'not available' (bit.ly/thrones450).

All seven existing seasons are available to stream once again from 1 June, for an unconfirmed limited time. Dive in for a refresher if, like ours, your memory of those early episodes is as cold as White Walker's ice blade, and fill the chasm until new episodes arrive in 2019. Your ticket to Westeros is a Now TV Entertainment Pass, which costs £7.99 per month after a free 14-day trial.

N Bow for the *Queen of the South*

From 31 May

The titular Queen is Teresa Mendoza (Alice Braga from *City Of God*), poor Mexican girl turned super-rich international drug smuggler. The Netflix Original show is now on Season 3 in the US, but over here we're just getting Season 2, in which Teresa goes from strength to dubious drug-dealing strength in Dallas – all to bring down the cartel that murdered her boyfriend (see, she's a nice girl really).

All 13 40-minute episodes of Season 2 are available to stream from 31 May, plus Season 1 (bit.ly/queen450). Over on YouTube, you'll find trailers for Season 2 (bit.ly/trailer450) and, if you're up for spoilers, Season 3 (bit.ly/trailer3450).



BBC, ITV and Channel 4 planning 'joint streaming service'

The BBC, ITV and Channel 4 are rumoured to be planning a joint British streaming service to rival Netflix, Amazon Prime Video and YouTube.

Discussions about a "public service broadcaster domestic competitor to Netflix" are at an early stage, according to a source who spoke to *The Guardian* (bit.ly/streaming450). Also involved in talks are *Downton Abbey* creator NBC Universal and the



Beeb's commercial arm, BBC Studios.

The news follows yet more impressive stats from the deep-pocketed US

services, with Amazon Prime Video boasting a 41% year-on-year rise in UK subscribers and Netflix a 25% rise, to 8.2 million paying users. Sky's Now TV grew 40% last year to reach an estimated 1.5 million UK households.

Would you be happy to see a free new service funded by our licence fee, to keep up with the Netflixes – or should this be left to those willing to pay extra? Let us know what you think at webuser@dennis.co.uk.

Group Test

We test and compare the latest products

Colour printers

There's a printer for every type of job, from poster-sized photos to a large batch of pamphlets. We review the latest models

It's confusing choosing a printer for your home because the range of options available can be overwhelming. Some printers are designed to be strong in certain areas but not in others, excelling at printing photos, for example, but not so versatile with documents. And cut-throat pricing can mask hidden running costs, which means the cheapest printers don't necessarily offer the best deal in the long term.

In this Group Test, we weigh up the pros and cons of a selection of printers designed for a range of purposes, from photos to documents, so you can decide which one is best able to deliver the print jobs you require at a price you're willing to pay.

HOW WE TESTED

We put the printers through their paces by printing a selection of photos and documents – both in colour and black and white – then comparing them for quality. We also measured the speed at which the printers produced their pages and, for those with built-in scanners and copiers, how quickly those functions worked.

Lastly, we analysed the printers' costs, working out the price per page based on the cost and lifespan of the printers' consumable parts.

Epson Expression Photo HD XP-15000 | Buy from Amazon: bit.ly/epsonexp450

FEATURES ★★★★★ PERFORMANCE ★★★★★ EASE OF USE ★★★★★ VALUE FOR MONEY ★★★★★ | **£251.96**

VERDICT
★★★★★

Our Gold Award-winning printer produces amazing photo prints on paper up to A3+ size (which is slightly larger than standard A3), yet the device itself is only about 10cm wider than the A4 model, the XP-760.

You may be expecting extra functionality from this larger-than-average printer but the XP-15000 is missing the built-in scanning and copying options you get with most of the other printers we reviewed in this test. While that's a bit of a shame, the focus here is entirely on printing photos.

The printer uses six colour cartridges: the usual black, cyan, magenta and yellow, but also red and grey. The red, apparently, improves the range of printable colours, while the grey adds more subtlety to shades.

When printing on photo paper, the results are sensational. Our test images were crisp and beautifully detailed, without showing any signs of

artificial sharpening or enhancement. The colours were lively but natural, and didn't suffer from oversaturation, while precise shade control helped deliver high levels of detail. It's not quite so fabulous on plain paper, where text didn't come out as crisp as we had hoped, given the impressive detail we saw in photo prints.

To print at A3 size, you have to feed the paper into the sheet feeder on the top. However, there's an A4 tray that holds up to 200 sheets for standard prints.

The biggest barrier, however, is the price. This printer costs more than most of the rival printers we've reviewed in this test, and it doesn't get any cheaper once you've got it home: mono prints cost 3.6p per sheet and colour costs 9.4p. We think it's a price worth paying, though. If printing photos is your thing, you've got an absolute star in this model, though you might want to look elsewhere if you also print a lot of documents.

Epson's XP-15000 does a stunning job of printing high-quality photos, all the way up to A3+ size. This is a superb photo printer that will make your snaps look absolutely beautiful. Unfortunately, it doesn't have some of the other features of a great all-rounder, particularly because its plain-paper prints are a little disappointing and it doesn't have the ability to scan and copy.



HP OfficeJet Pro 7720 | £103.49

Buy from Amazon: bit.ly/hpoj450

FEATURES ★★★★★ PERFORMANCE ★★★★★
EASE OF USE ★★★★★★ VALUE FOR MONEY ★★★★★



If printing photos is not your only priority, it's worth considering this office-focused printer instead. HP's OfficeJet Pro 7720 is an affordable all-rounder which, like the Expression Photo HD, can print on A3, but also comes with scanning and copying functions. It's less than half the price of our Gold Award-winner but, just as importantly, the OfficeJet Pro is good value to run: the cost of a mono page comes out at just 1.1p per sheet, while a colour page costs only 3.9p.

This represents excellent value for money, especially given the low price of the printer, and makes this an ideal model for casual home use, so long as you don't need to print a huge number of copies.



VERDICT

★★★★★

This is a capable all-round printer, scanner and copier – affordable to buy and cheap to run. It's not as good at printing photos as our Gold Award winner, but is well-suited to letters and documents and also prints large A3-size sheets.

Epson EcoTank ET-4750 | £367.99

Buy from Amazon: bit.ly/epsoneco450

FEATURES ★★★★★ PERFORMANCE ★★★★★
EASE OF USE ★★★★★★ VALUE FOR MONEY ★★★★★



This combination printer, scanner and copier makes you pay more up front for savings down the line. Its eco-friendly technology ditches pre-filled plastic cartridges for tanks you top up yourself from ink bottles. Running costs are minuscule, with mono pages costing 0.2p and colour 0.4p.

It's not the first printer to use this technology but it's much improved over previous models. The ink tanks are now visible from the front so you can see that they don't run out, and the printer comes with enough ink to print 14,000 mono pages and 11,200 colour. The refill process is simple and mess-free.

Photos printed on photo paper were surprisingly good, given that the printer is mainly designed for use in a home office, but plain prints weren't as bold as we would have liked.



VERDICT

★★★★★

Ditching cartridges is a good thing for the environment and your pocket, and we applaud Epson for its efforts. This model improves the technology over previous versions. It's pricey but will pay for itself over time, if you do a lot of printing.

Epson WorkForce Pro WF-3720DWF | £90.47

Buy from Amazon: bit.ly/epsonwf450 | ★★★★★

This is a solid printer, copier and scanner that's affordable to buy and reasonably good value to run. However, it costs slightly more than the Silver Award-winning HP OfficeJet and its individual prints work out a bit more expensively. They look good, though, as do photos, but we found the scanning and copying a bit slower than we would have liked. There are a few annoying quirks, too – it can do double-sided prints but can't scan or copy both sides of a sheet automatically, and there's no SD card slot.



Canon Pixma TS305 | £42.54

Buy from Amazon: bit.ly/canonp450 | ★★★★★

Instead of a scanner, Canon's Pixma TS305 has a specially designed lid where you position a document, then take a snap on your phone via a downloadable app. The 'scan' is then sent straight to the printer. However, the innovation ends there. This super-cheap printer only uses two cartridges (one black, the other cyan/magenta/yellow). It's not prohibitively expensive to print (4.2p per mono; 5.6p per colour print) but it's somewhat wasteful because if you run out of just one of the three colours, you have to replace the whole cartridge. Colour printing is also very slow.



Brother MFC-J895DW | £138

Buy from Amazon: bit.ly/brot450 | ★★★★★

This printer, scanner and copier from Brother has a wide range of useful functions that look impressive on paper. It prints well and, although it's a bit slow at copying, the quality of prints is good overall. We found some problems with the TWAIN software, though, which wouldn't let us scan direct to our image-editing program. In short, it's not as good as our award winners and, with better prints for a lower cost per page, we'd recommend the Silver Award-winning HP OfficeJet Pro 7720 as a superior alternative to this model.



Canon i-Sensys MF633Cdw | £229.11

Buy from Amazon: bit.ly/canoni450 | ★★★★★

This affordable colour laser printer from Canon includes a built-in copier and scanner but is let down by the price of its colour prints. While mono prints cost a reasonable 2.9p per sheet, printing in colour soars to 13.4p per sheet, which is by far the most expensive in this group. Even more disappointingly, the colour prints we produced in our tests were slightly dull, which we found underwhelming. We also felt the paper tray was on the small side, holding just 150 sheets.



Group Test Printers

					
	Epson Expression Photo HD XP-15000	HP OfficeJet Pro 7720	Epson EcoTank ET-4750	Epson WorkForce Pro WF-3720DWF	Canon Pixma TS305
WEBSITE	www.epson.co.uk	www.hp.com	www.epson.co.uk	www.epson.co.uk	www.canon.co.uk
PRICE	£251.96	£103.49	£367.99	£90.47	£42.54
BUY FROM AMAZON	bit.ly/epsonexp450	bit.ly/hpoj450	bit.ly/epsoneco450	bit.ly/epsonwf450	bit.ly/canonp450
MAXIMUM PRINT RESOLUTION	5,760 x 1,440dpi	4,800 x 1,200dpi	4,800 x 1,200dpi	4,800 x 2,400dpi	4,800 x 1,200dpi
MAXIMUM SCAN RESOLUTION	✗	1,200 x 1,200 (24-bit)	1,200 x 2,400 (24-bit)	1,200 x 2,400 (24-bit)	✗
INPUT CAPACITY	250	285	250	250	60
DOUBLE-SIDED PRINTING	✓	✓	✓	✓	✗
DISPLAY	Colour touchscreen	Colour touchscreen	Colour touchscreen	Colour touchscreen	✗
INTERFACES	USB, Ethernet, Wi-Fi	USB, Ethernet, Wi-Fi	USB, Ethernet, Wi-Fi	USB, Ethernet, Wi-Fi, NFC	USB, Wi-Fi
DIRECT (PC-LESS) PRINTING	USB, mobile	USB, mobile	USB, mobile	USB, mobile	USB, mobile
MEMORY CARD	✗	✗	✗	✗	✗
DIMENSIONS	479 x 370 x 159mm	585 x 445 x 307mm	375 x 347 x 231mm	425 x 378 x 249mm	430 x 282 x 143mm
WEIGHT	8.5kg	15.5kg	6.8kg	8.6kg	2.9kg
WARRANTY	Three-years return-to-base	One-year return-to-base	Three-years return-to-base	Three-years return-to-base	One-year return-to-base

OUR VERDICT

Epson has done particularly well in this Group Test, winning both the Gold and Bronze Awards. We gave the top prize to its XP-15000 printer, which does a phenomenal job of printing photos, providing results that simply blew us away. It lacks copying and scanning options, and is expensive, but if photo prints are your priority, you'll be delighted with its output.

The Bronze-winning Epson eschews the usual inkjet cartridges for vast ink tanks, which are easily refilled from environmentally friendly bottles. Upfront costs are high but the machine will easily pay for itself if you print a lot.

Positioned between the two is the Silver Award-winning HP OfficeJet 7720 – a capable, affordable multifunction device. Its photo prints aren't as brilliant as our Gold Award-winner, but it has plenty of features – including A3 printing – and the overall performance is still good. ■



The Fastest Just Got Faster



Fusion Photo OC Lite IV

Photo Editing Workstation

- Intel Core i7-8700K 6 Core CPU overclocked to 4.8GHz
- 60% More editing performance than previous generation
- Twice the performance of the equivalent Mac Pro
- 16GB RAM, GeForce GTX GPU, M.2 SSD, RAID Storage

Just £1499.99

For full specs please visit: www.chillblast.com/PhotoOClite4

"Record breaking performance"

Chillblast

www.chillblast.com/PhotoOClite4

Call our sales team on 01202 057 272

Intel, the Intel Logo, Intel Inside, Intel Core, Core Inside are trademarks of Intel Corporation in the U.S. and/or other countries.
Prices are correct at time of going to press (26-03-18) E&OE



Web User's Best Buys

Web User and its sister titles test over 2,500 products every year

HARDWARE

PHOTO PRINTER

Epson Expression Photo HD XP-15000

£251.96 from bit.ly/epsonexp450
Tested: Issue 450

Epson's XP-15000 lacks some of the features of a true all-rounder but it prints photos beautifully, all the way up to size A3+.

KEY SPECS

5,760 x 1,440dpi maximum print resolution ■ 250-sheet input capacity ■ Double-sided printing ■ Colour touchscreen ■ USB, Ethernet, Wi-Fi connectivity ■ 479 x 370 x 159mm ■ 8.5kg ■ Three-years return-to-base warranty



NEW!

SMART THERMOSTAT

Honeywell Evohome

£199 from bit.ly/honevo449
Tested: Issue 449

The Honeywell Evohome is a powerful multi-zone smart heating product that lets you control all the radiators in your central heating system. This will save on heating bills, but it may take a while before you recoup the cost of the initial outlay.

KEY SPECS

Remote thermostat ■ Battery-powered ■ Hot-water support ■ Individual radiator support ■ Alexa voice-assistant support ■ IFTTT support ■ 13.9 x 2.1 x 10.1cm ■ 898g



LAPTOP

Asus ZenBook UX410

£539.95 from bit.ly/asuszb447
Tested: Issue 447

This laptop, with its compact aluminium body and impressive design, feels built to last. Performance was middling, though it's fine for everyday tasks, and the screen looks fabulous.

KEY SPECS

Dual-core Intel Core i3-7100U processor ■ 4GB memory ■ 128GB storage ■ 14in 1,920 x 1,080-pixels screen ■ USB-C, USB 3, 2 x USB 2 ports ■ 802.11ac Wi-Fi ■ Windows 10 Home ■ 323 x 223 x 19mm ■ 1.4kg ■ 1-year return-to-base warranty



MONITOR

BenQ GL2580HM

£109.99 from bit.ly/benq445
Tested: Issue 445

This BenQ monitor's stylish slim bezel and attractive design are matched by its solid performance and good-quality colour display. However, it's not suited to serious gamers.

KEY SPECS

24.5in screen ■ 1,920 x 1,080-pixel resolution ■ 16:9 aspect ratio ■ 16.7 million colours ■ 50-76Hz refresh rate ■ 1,000:1 native contrast ■ 2ms response time ■ HDMI, DVI and VGA ports ■ two 1W speakers ■ 42.6 x 55.7 x 17.5cm ■ 4.4kg



PC

Palicomp AMD Gravity RYZ1

£799.99 from www.palicomp.co.uk
Tested: Issue 443

This is the best PC we could find for under £800. It's powerful, well built and well balanced, so long as you're happy to use an overclocked processor.

KEY SPECS

AMD Ryzen 5 1600 processor ■ Asus Prime B350M-A motherboard ■ 8GB DDR4 memory ■ GeForce GTX 1060 graphics card ■ 240GB SSD ■ 1TB hard drive ■ 475 x 468 x 230mm tower case ■ Windows 10 Home 64-bit



SMARTPHONE

Samsung Galaxy S8

£506.99 from bit.ly/sams442
Tested: Issue 442

The Samsung Galaxy S8 is a terrific all-rounder. It's fast, looks wonderful, has a superb camera and boasts one of the best screens we've ever seen on a phone.

KEY SPECS

Octa-core 2.3GHz Exynos 8895 processor ■ 12-megapixel rear camera, 8-megapixel front camera ■ 4GB RAM ■ 64GB storage ■ 5.8in 1,440 x 2,560-pixel screen ■ Android 8 ■ 68.1 x 148.9 x 8mm ■ 155g ■ One-year return-to-base warranty



SOFTWARE & SERVICES

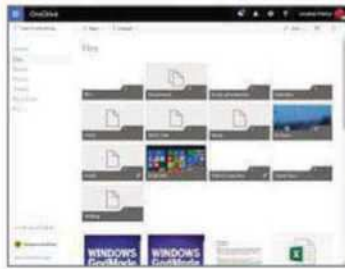
CLOUD-STORAGE SERVICE

Microsoft OneDrive

From free from onedrive.live.com

Tested: Issue 438

If you use Windows 10 or Microsoft Office, then OneDrive is a no-brainer. It's simple to use and already integrated into your PC. Recent improvements have added some excellent new features though we wish Microsoft would increase its free storage allowance. OneDrive also integrates well with both Android and iOS.



KEY FEATURES

5GB free storage ■ Web-based Office Web Apps including Word and Excel ■ 10GB maximum file size ■ Android, iOS and Windows 10 apps ■ Up to 50GB extra storage for £1.99 per month; Office 365 and 1TB of storage from £5.99 per month ■ Files expire after one year of inactivity


INTERNET SECURITY

Kaspersky Internet Security 2018

£19.99 from bit.ly/kaspersky1pc

Tested: Computeractive Issue 493

Kaspersky is rock solid at protecting your PC from the worst of the web, and has come top in nine of our most recent tests, blocking all malware with its robust defences. Use the URL above to save over £15 on the software (normal price £34.99).



KEY FEATURES

Antivirus and firewall tools ■ Protects online shopping and banking ■ Identity and privacy tools ■ Dangerous-website alerts ■ New software updater ■ Secure-connection VPN ■ Advanced ad-blocking system ■ Multi-device version ■ Compatible with Windows 10

Web User Gold Award winners

WINDOWS SEARCH TOOL

Agent Ransack

Free from bit.ly/agent449

Tested: Issue 449

Agent Ransack's extensive search filters, options and simple user interface deliver reliable results every time, with huge power where it counts.

NEW!



SOFTWARE UPDATER

SUMo

Free from bit.ly/sumo448

Tested: Issue 448

SUMo is lightweight, easy to use and supports a wide selection of programs. By default, it checks for updates every time you start your PC.



FILE MANAGER

Astro File Manager

Free from bit.ly/astr447

Tested: Issue 447

With an attractive interface that emphasises productivity, Astro File Manager makes it easy to manage files on your Android phone.



SANDBOXING TOOL

Sandboxie

Free from bit.ly/sandboxie446

Tested: Issue 446

Lightweight, powerful and regularly updated, Sandboxie is by far the best free sandboxing tool for keeping your PC safe.



BROADBAND MONITOR

GlassWire

Free from bit.ly/glasswire445

Tested: Issue 445

GlassWire's tools monitor bandwidth usage on your PC or mobile device, in a well-designed and easy-to-use interface.



WEB USER BACK ISSUES DISCS

Search for 'webuser disc' on Amazon

EVERY ISSUE FROM
2014 TO 2017



↓ Best Free Software

ANTI-MALWARE TOOL

IObit Malware Fighter 6 Free

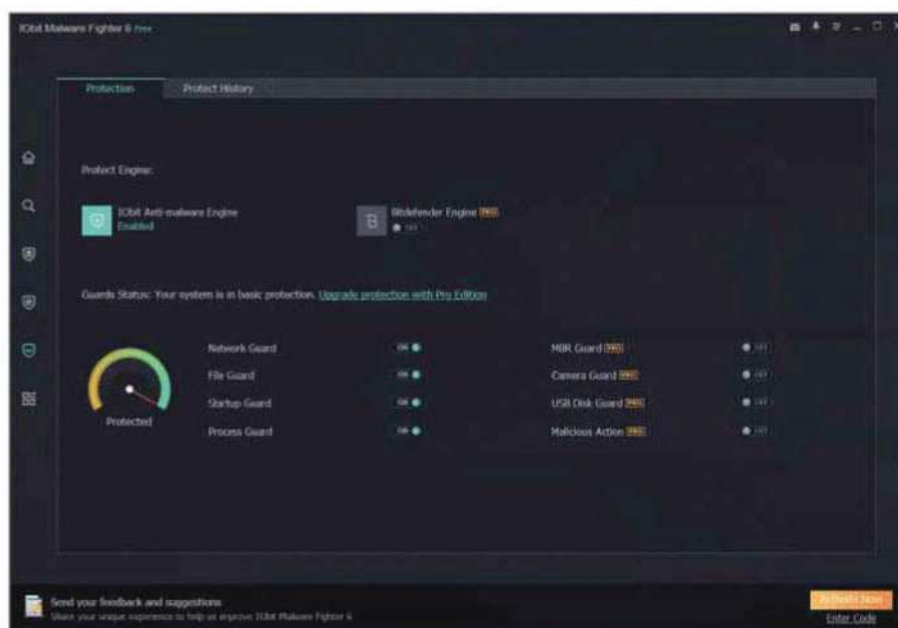
bit.ly/malware450

Min requirements: Windows 7/8.1/10

File size: 39.2MB

There are plenty of free tools available that promise to keep you safe on the web, but not all of them live up to their claims. IObit's anti-malware tool is one of the better free options because it offers both real-time and on-demand protection from a wide range of threats, including spyware, adware, Trojans, keyloggers, bots, worms, hijackers and ransomware.

Malware Fighter doesn't clash with most other security software, which means you can run it as a second line of defence. It offers three fully customisable scan types and four 'guards' to protect your system from malware tampering: Network Guard, File Guard, Startup Guard and Process



Guard. You can enable or disable these components as required.

The threat database in version 6 is much larger than in the previous edition, and IObit says it can now detect and neutralise more than two million threats. It also offers improved protection against ransomware and can safeguard your browser against cryptocurrency miners, a new form of threat that runs in the background without your knowledge, slowing down your system.

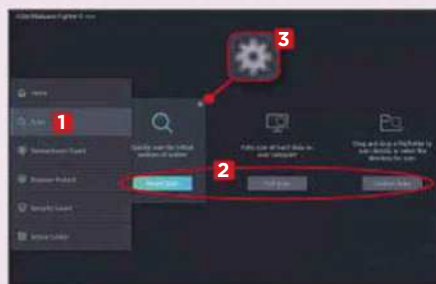
The free version of Malware Fighter will suit most people's needs, but upgrading to the full paid-for edition adds Bitdefender's scanning engine to the software, as well as deeper real-time protection and a new Safe Box feature that you can use to keep your important files and folders safe from threats and hackers. You also get protection for your master boot record. A year's subscription costs \$19.95 (£14.69) per PC.



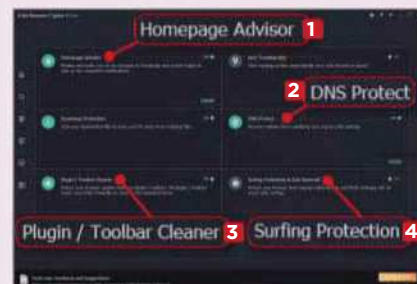
MINI WORKSHOP | Protect your PC with Malware Fighter 6 Free



1 Once you've updated Malware Fighter's database, you'll be able to check for malware. The home screen shows the current state of your system **1** and lets you launch a Smart scan **2** which you can pause or stop at any time. The scanning screen lets you automatically repair any found problems.

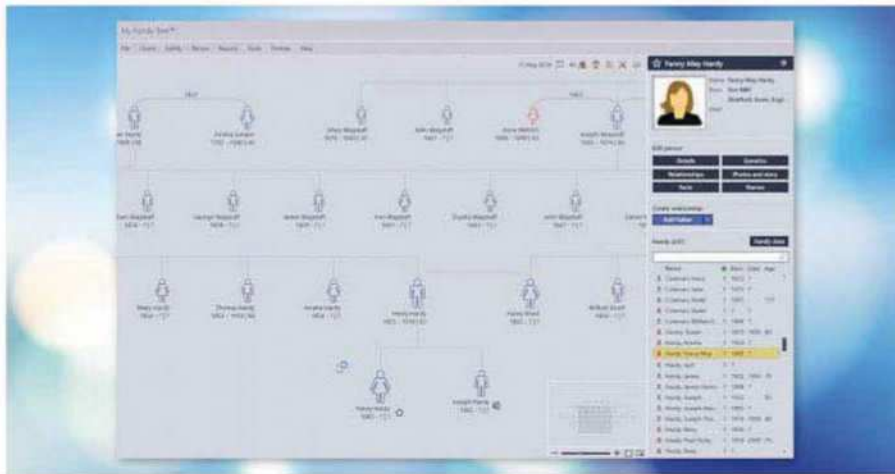


2 Hover your mouse over the strip of icons on the left of Malware Fighter's interface to access its other features. The Scan button **1** lets you run a Smart Scan, Full Scan or Custom Scan. **2** Clicking the cog button in the top-right corner of a scan choice **3** lets you customise it and access the quarantine section.



3 Browser Protect has five tools for safeguarding your browser: Homepage Advisor **1** stops malware interfering with your browser's Start page; Download Protect prevents you from downloading bad files; DNS Protect **2** secures your DNS (Domain Name System) lookup; Plug-in/Toolbar Cleaner **3** removes dodgy add-ons; and Surfing Protection **4** blocks online threats.

This fortnight's top new software downloads to help you make the most of your PC, and they're all FREE



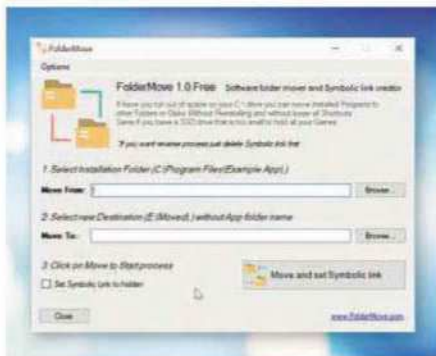
FAMILY-TREE CREATOR

My Family Tree 8

chronoplexsoftware.com

Min requirements: Windows 7/8.1/10 **File size:** 5.4MB

Researching your family history can be a hugely rewarding pastime, but you'll need a tool such as My Family Tree to help you get started, build a tree, add new relatives and check that everything is as it should be (no marriages occurring after death, for example). This new release of the popular free program adds support for the Windows 10 April 2018 Update and for non-standard date formats when importing from GEDCOM. It also gains a new Anniversaries report.



SYSTEM TOOL

FolderMove Free

foldermove.com

Min requirements: Windows XP/Vista/7/8.1/10 **File size:** 502KB

If you change your mind about which drive to install a program on – perhaps you want to shift it from an SSD to an HDD – you normally need to uninstall and reinstall it. FolderMove saves you the hassle. Select the current installation folder, choose a new destination and click Move to start the process. The program creates a link from the old folder to the new one, so everything should work as before.



SCREENSHOT TOOL

Easy Screen OCR

easyscreenocr.com

Min requirements: Windows XP/Vista/7/8.1/10 **File size:** 100KB

This tiny program can grab screenshots and extract text from them. The OCR process is powered by Google OCR, so is very accurate and can recognise more than 100 languages. Text can be copied and pasted, and you can change the keyboard shortcuts and save the captures in a choice of image formats (GIF, PNG, JPEG or BMP) or as a PDF. You can specify a save directory for each format.

New Windows Apps

Storyago

bit.ly/story450

Min requirements: Windows 10

File size: 22.96MB

This is an image viewer, editor and converter. You can sort and filter images; rotate and flip them; adjust RGB, brightness, contrast, hue, saturation, gamma and opacity; and edit EXIF data.



Trivago

bit.ly/triv450

Min requirements: Windows 10

File size: 256KB

The official Trivago app lets you compare hotel prices and save money. It's actually a progressive web application (PWA), which means it offers the same features as the website, with minor extras.



Stratus Browser

bit.ly/strat450

Min requirements: Windows 10

File size: 29.21MB

Stratus is a simple web browser built around Microsoft Edge that's designed for watching videos while browsing the internet. It features a picture-in-picture mode that keeps the playing video on top.



PROGRAM LAUNCHER

PortableApps Platform 15

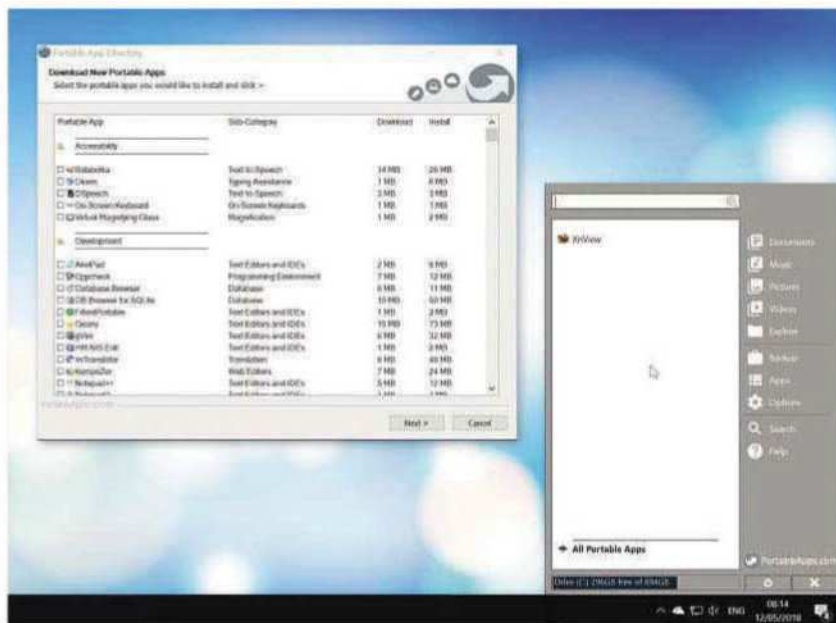
portableapps.com

Min requirements: Windows 7/8.1/10

File size: 5.4MB

Running software from a USB flash drive means you can take your software with you from one PC to the next. PortableApps is a Start menu and organiser with a built-in app store that makes it easy to find and install the latest popular portable software, including Chrome, Firefox, VLC Media Player, uTorrent and GIMP. You don't even have to worry about updating your apps because the program makes it easy to download the latest editions.

Platform 15 adds support for high-DPI screens, as well as high-contrast theme detection, improved support for Windows 10 visuals and a .NET app.



PDF TOOL

PDF Page Lock 2

pdfpagelock.com

Min requirements: Windows XP/ Vista/7/8.1/10 **File size:** 12MB

PDF Page Lock lets you lock or hide any page in a PDF document to prevent unauthorised access. Locked pages are blank with a message stating: "This page has been locked", while hidden pages are completely invisible. The 1-Click Unlock options let you easily unlock or unhide all protected pages. To use the tool, just load a PDF file, select a page in the list and click an operation in the box at the bottom (Lock, Hide, Unlock, Unhide). Click the Save button and enter a password to encrypt the document. There's a portable version available that you can carry around on a USB memory stick.

NETWORK TOOL

Wi-Fi Scanner 4

lizardsystems.com

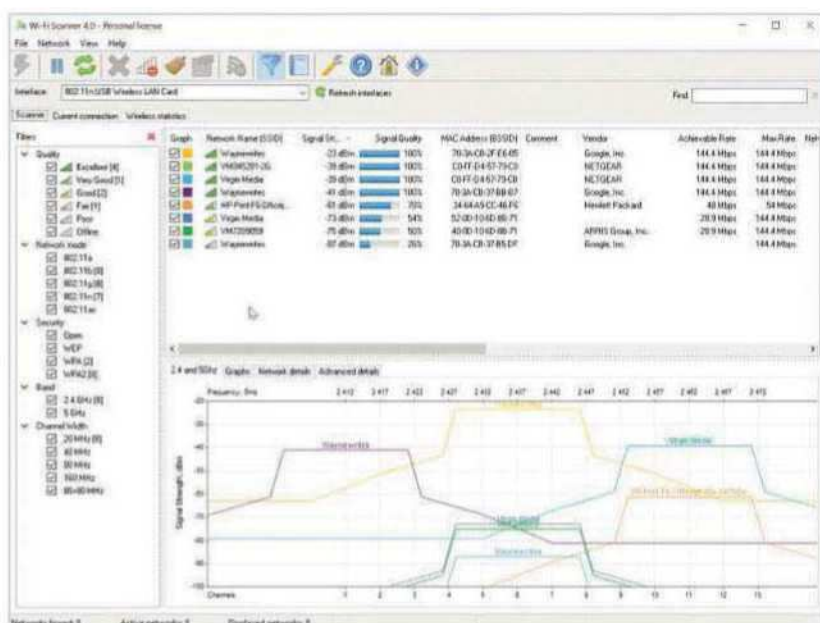
Min requirements: Windows 7/8.1/10

File size: 3.1MB

Wi-Fi Scanner displays nearby wireless networks and their details. The tool shows the network name (SSID), signal strength and quality, MAC address, channel, maximum and achievable data rate, security and more. It can be handy for identifying weak areas in your wireless network and for troubleshooting.

This new release lets you filter wireless networks by channel width and has tweaked the 802.11n channel naming convention. It can now automatically delete a network that has not been seen for a specified time. To use the tool for free, register at bit.ly/wifiscan450.

Make sure you decline the unwanted junk during installation.





GAME

Inch by Inch

bit.ly/inch450

Min requirements: Windows 7/8.1/10, MacOS or Linux

File size: 53.3MB

In this first-person adventure game, you play a scientist who is gradually shrinking. You need to put together an antidote as quickly as possible, but your ever-reducing size makes getting around and handling items increasingly tricky, and it's not helped by the fact that processing each of the antidote ingredients takes up valuable time.

Don't install...

PhrozenSoft VirusTotal Uploader

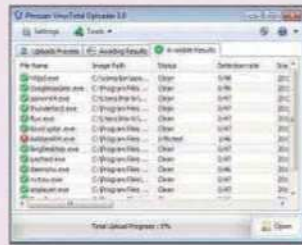
bit.ly/phrozen450

Min requirements:

Windows XP/Vista/7/8.1/10

File size: 2.6MB

This tool, which scans files to check them for malware, was discontinued last year, though it's still available to download from several online sources. Fortunately, PhrozenSoft, the company behind the program, has replaced it with the similar but superior – and more snappily named – Winja (see right for details).



...Install this instead

Winja

bit.ly/winjatool450

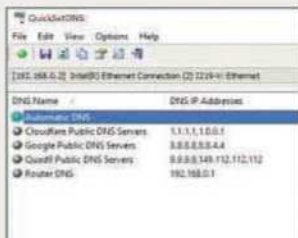
Min requirements: Windows XP/Vista/7/8.1/10

File size: 9.1MB

Winja – short for Windows Ninja – uses the online scanner VirusTotal (virustotal.com) to check files and downloads for possible malware, providing up-to-the-minute safety reports. The simple interface has options to browse for a file to scan, run a download and scan it for threats (it renames the download with a safe file extension before checking it) or run a quick process scan. Winja lets you check several files at once, then delivers a series of colour-coded safety notifications and detailed results showing what different antivirus tools say about each file.



UPDATED | New tweaks and fixes for your favourite free programs



DNS SWITCHER

QuickSetDNS 1.20

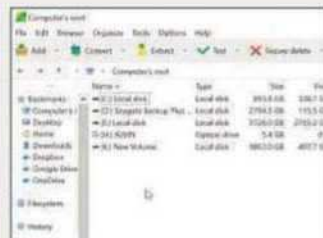
www.nirsoft.net

Min requirements:

Windows 7/8.1/10

File size: 60KB

NirSoft's QuickSetDNS lets you quickly switch between a number of DNS servers in a couple of clicks. This version adds support for Cloudflare (1.1.1.1) and Quad9 (9.9.9.9) DNS servers. They are only added when you run QuickSetDNS for the first time.



FILE-COMPRESSION TOOL

PeaZip 6.6

www.peazip.org

Min requirements:

Windows 7/8.1/10 or Linux

File size: 7.4MB

PeaZip is a user-friendly, open-source file and archive manager that supports 188 popular formats including RAR, TAR and ZIP. The latest version offers a faster duplicate finder, and the ability for you to edit non-explicitly supported archive types, such as Microsoft Office files.



IMAGE VIEWER

FastStone Image Viewer 6.5

www.faststone.org

Min requirements:

Windows 7/8.1/10

File size: 6.6MB

This photo browser, converter and editor comes packed with powerful tools and features. The updated release lets you import videos from mobile phones, digital cameras and card readers, as well as photos. The video player has been improved, too.



PDF TOOLKIT

PDF Shaper Free 8.3

www.pdfshaper.com

Min requirements:

Windows XP/Vista/7/8.1/10

File size: 7.8MB

PDF Shaper's tools let you do all kinds of useful things with PDF files, such as splitting, merging and updating them. The latest version lets you sign a PDF using multiple signatures, and improves OCR and text-layout options. Be sure to decline the bundled junk during installation. ■

GET FREE SOFTWARE FIRST subscribe to Web User at subscribe.webuser.co.uk



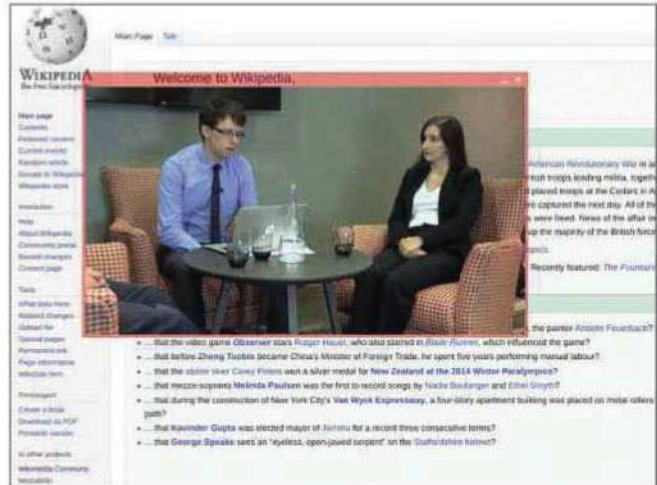
Best New Browser Tools



CHROME

Watch YouTube videos on any website

One of Opera's niftiest features is the ability to detach videos from YouTube into a 'floating' window, so you can keep watching while you browse elsewhere. A new extension called VideoNail (bit.ly/videonail450) brings the same functionality to Chrome, along with some useful options of its own. To use the add-on, either right-click a YouTube link or thumbnail and choose Start VideoNail; or – when viewing a video page – scroll down to the comments section and the video player will open in a separate window. Alternatively, click the extension's toolbar button, paste the URL of the video and click Open. To make the player 'follow' you to other tabs and web pages, click the VideoNail icon in the YouTube controls section. You can then move and resize the window as required. Playback will continue automatically from where you left off, although VideoNail's developer says that some sites are set up to block external content from being loaded, so the add-on may not always work.



Block hidden trackers using Privacy Possum

We're always delighted to discover a useful new privacy tool, especially one with a quirky name, and Privacy Possum (bit.ly/possum450) ticks both those boxes. Created by a former developer of the similar extension Privacy Badger (bit.ly/badger450), this runs in the background as you browse the web, automatically blocking invisible trackers embedded in web pages. These include referrer headers that may reveal your location, all tracking cookies and hidden code that may be used to 'fingerprint' (identify you).



Privacy Possum has no settings to configure – other

than turning it on or off for specific websites – and its blocking shouldn't interfere with how content is displayed. The add-on is also available for Firefox (bit.ly/firepossum450).

Restore the old Reddit design

As often happens with website relaunches, Reddit's recent redesign has proved controversial with loyal users, many of whom aren't keen on the



BEFORE



AFTER

first significant changes to the site in its 13-year history. "Really stupid", "repugnant" and "straight awful" are some of the more printable comments.

Reddit anticipated this negativity by retaining the option to switch to its 'classic' look, but this only works when you're logged in and can't be accessed in incognito mode. A new Chrome extension called Old Reddit Redirect (bit.ly/oldreddit450) restores the site's former design by automatically redirecting you to old.reddit.com,

whether you're browsing sub-reddits, opening links or using old bookmarks – regardless of whether you're signed in or not. Having said that, you may not even have Reddit's new look yet!

Get holiday inspiration from Expedia

If you haven't yet decided on this summer's holiday destination, you can now get ideas on your New Tab page, courtesy of Expedia. The travel-booking site has launched an extension called Rimor (bit.ly/rimor450), which shows you stunning photos of inspiring locations around the world every time you open a new tab. You can save these to revisit later, share them on social media and click 'refresh' to see another suggestion. Click the Inspire Me link below a place name to view more information about that destination on Expedia – albeit at the US version of the site.



This fortnight's most useful tips and add-ons to help you get the most from Chrome, Firefox, Opera and more

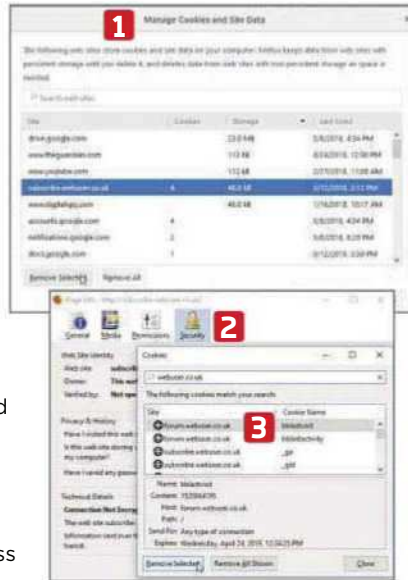


FIREFOX

Manage individual cookies in Firefox 60

One of the most notable changes in Firefox 60, which was released on 9 May, is the removal of the option to view and delete individual website cookies. This has been moved to a new 'Manage Cookies and Site Data' box **1** that you can access by going to Tools, Options, Privacy & Security and choosing Manage Data. The difference is that you can only remove *all* the cookies for a website, not specific ones, which means you can no longer delete cookies that track you around the web while keeping those that, for example, store your login details.

Fortunately, there is a workaround that lets you manage individual cookies. When viewing a site, click the 'i' icon in the address bar, then the right arrow next to the site name and choose 'More information'. On the Security tab, **2** click the View Cookies button and you'll see a list of all the cookies installed for that site, **3** which you can remove individually or all at once.



Discover the real location of websites

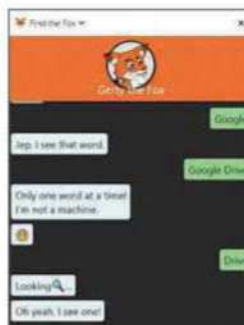
Web addresses can be deceptive – many sites with URLs that end in '.com' aren't located in the US, while domains introduced in the last few years such as '.buzz', '.money' and '.xyz', only add to the geographical confusion. To discover exactly where the site you're visiting is based, install the excellent Flagfox (bit.ly/flagfox450), which displays the relevant country flag in your address bar and has just been updated to work with Firefox Quantum. Click the flag for further information, including the site's IP address and its location pinpointed on a map, or right-click to scan the site for malware, check the server status and perform other useful tasks.



Find the fox hidden in your history

We're not condoning fox hunting but we couldn't help but be amused by a new Firefox add-on called Find the Fox (bit.ly/fox450), which invites you to play hide and seek in your browser with a vulpine trickster called Gerty.

The fox conceals himself in your browsing history and gives you three minutes to find him, providing hints to his hiding place such as when you last visited that page or some of the letters it contains. You can either try to guess Gerty's location by typing the answer or press Ctrl+Shift+H to open your history folder in a new window and search for him. Find the Fox is good fun to play, but heavy web users with bulging histories will need a lot of luck!



OTHER BROWSERS



Apply textures and patterns to Vivaldi
We mentioned Vivaldi's

'set an image as wallpaper' feature back in Issue 445, and the latest stable version of the browser is even more customisable, letting you apply attractive textures and patterns to its interface. The default option built into Vivaldi is a grey Japanese Sayagata pattern, which you can activate by going to Settings, Appearance and selecting 'Show Windows Background Image'. You can download more designs as PNG files from the Vivaldi blog at bit.ly/textures450. To apply them, go back to the Appearance page and click 'Select image'.



Pale Moon drops Firefox add-ons

Firefox's move to WebExtensions last year was bad news for Pale Moon, which relied heavily on add-ons from Mozilla's repository (addons.mozilla.org). As of 8 May, the beleaguered browser has dropped all support for Firefox 'legacy add-ons', which restricts users to Pale Moon's own add-ons site (addons.palemoon.org). In fairness, this offers a decent selection of extensions, spanning categories such as Privacy & Security and Tools & Utilities. It has also now restored its long-absent search facility to make add-ons easier to find, but this still pales in comparison to Mozilla's mighty resource.





Best Free Apps



App of the Fortnight

NEWS

Google News

bit.ly/newsdroid450

bit.ly/newsios450

4.4 11

Following the announcement at its recent I/O developer conference, Google has released a completely overhauled News app for Android and iOS to replace its Google Play Newsstand app.

Google News has an attractive, clean interface that displays text, images, videos and other content from a variety of online news outlets within a simple, scrollable timeline. It uses clever machine-learning techniques to select and arrange stories tailored to your personal interests, and improves its choice of content over time by learning more about your preferences as you use the app. Conscious that we live in a world where fake news threatens to undermine public opinion, Google claims that its AI-driven news-gathering system pulls stories only from credible, trustworthy sources.

When you open the app, you're presented with your own personalised Briefing, where the top stories of the moment most relevant to you are displayed. Alternatively, you can view the Headlines section, which offers a more general

selection of the latest news stories for you to browse. In both cases, Google News lets you view particular stories from a variety of perspectives, taking you to a selection of articles relating to the same subject at the tap of a button.

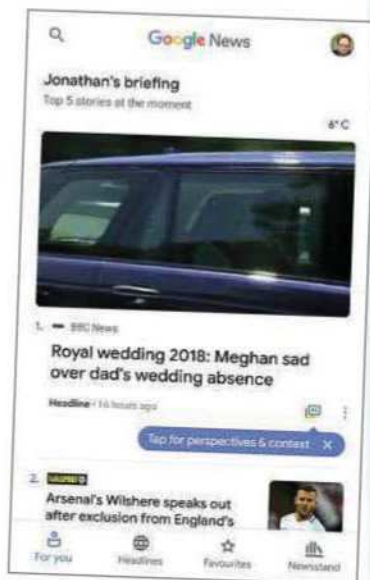
You can personalise your news feed further by customising the topics you'd like to follow and manually selecting your preferred sources. It's also possible to share stories, save them to read later or view specific articles on their original web page.

Newsstand is still alive – except now it's integrated with the Google News app, allowing you to browse and

subscribe to free and paid-for newspapers, magazines and other publications.



UPDATED



MINI WORKSHOP

Find and save interesting stories in Google News

1 Google News defaults to the 'For you' tab, **1** which lets you scroll through a feed of personalised news stories. Tap the Headlines tab **2** for more general news. In both cases, some stories display a small multicoloured square icon below. **3** Selecting this takes you to the Full Coverage page for that story, where you are presented with a selection of articles and perspectives based on related events.

2 Tapping a headline in your news feed brings up the full story. When you find a story that's particularly interesting, tap the three-dot menu for a selection of options. Press Share, **1** for example, to send a link to the story via email or text message. Tapping 'Save for later' **2** sends it to a 'Saved stories' section under the Favourites tab, for later reading.

3 To make the news stories presented in the 'For you' section even more relevant to you, tap the Favourites tab, **1** then tap the multicoloured '+' button. **2** Type a specific topic – technology, for example – or a preferred news source, such as Alphr, then tap the Search button. Select the topic or source you want to add in the list of results, then tap the star icon to follow it.



Our rating



This fortnight's top free and paid-for apps for Android, iOS and Windows phones and tablets

EDUCATION

Einee

bit.ly/eineedroid450
bit.ly/eineeios450
 4.1 8

Einee is an odd but fun idea – an educational app that helps children hone their language skills by letting them 'chat' with AI versions of famous figures from history. The app comes with Albert Einstein (the Einee of the app's name) for free, but Cleopatra, Leonardo Da Vinci, Napoleon, Marilyn Monroe and even Donald Trump bots can be downloaded for a small fee (79p each). The app uses a familiar texting format that lets you choose from a selection of pre-prepared questions to which the famous person 'replies'.



Our rating



EBOOKS

Audiobook Reader

bit.ly/audioread450
 5.1

There are lots of apps and services that claim to read text aloud, but most of them sound like you're being read to by a particularly deadpan Dalek. Audiobook Reader from Goodreader is the first ebook reader to employ the dulcet tones of Amazon's Polly text-to-speech engine, which sounds much more natural. It supports most ebook formats, including EPUB, MOBI, PRC, FB2 and PDF, which means you can effectively convert any ebook into an audiobook. There are a few bugs in this version but overall it's very good.



Our rating



PHOTOGRAPHY

GoArt

bit.ly/goart450
 4.0.3

This app lets you apply a variety of art styles to your photos and other images to turn them into masterpieces. Just take a photo or open one within the app, then select the style you want from the selection of icons running underneath – Dadaism, Expressionism, Impressionism, Pop Art and so on. Predictably, some of the styles are locked behind a paywall. You'll also need to pay around 50p each time you want to remove the small watermark (or just crop it out in an image editor). It's worth it, though, because the effects are often genuinely impressive.



Our rating



TECHNOLOGY

Grasshopper

bit.ly/grassdroid450
bit.ly/grassios450
 5 8

If you (or your kids) have ever wanted to learn how to code, then this brilliant new app from Google's experimental workshop, Area 120, is a great place to start. Grasshopper aims to help beginners take their first steps into the world of coding, via fun lessons, quizzes and puzzles that teach you how to write real JavaScript. You don't need any prior experience, and all terms and concepts are explained clearly as you go. Grasshopper won't turn you into an instant programming expert, but it gives you an excellent grounding in the basics of programming.



Our rating



PODCASTS

Castbox

bit.ly/castdroid450
bit.ly/castios450
 4.1 9

This great podcast app has been updated with new features on both iOS and Android. Castbox has a simple, clean interface and offers easy ways to search for and subscribe to podcasts and other spoken content. Sign in and you can sync your subscriptions and channels across all your devices, including on your desktop (via castbox.fm) and on Amazon Echo devices, as well as mobiles and tablets. If you create your own podcasts, you can upload them for free directly from your mobile. New features include My Inbox, which lets podcasters see replies to comments and new tools for organising your subscribed channels.



Our rating



5 NEW APPS WORTH PAYING FOR

MONEY

Nate

bit.ly/nate450

Price: 79p (per item)

 5

In these subscription-heavy times, it's easy to lose track of how much you're spending on services. Nate helps you manage and track all your subscriptions in one place.



EDUCATION

Sago Mini Apartment

bit.ly/sagodroid450

bit.ly/sagoios450

Price: £2.49 (Android), £2.99 (iOS)

 4.1  7

Another cute kids' app from Sago, this one features an apartment building filled with animal friends and a selection of simple music, counting and puzzle-based activities for pre-schoolers.



COMICS

CDisplay Ex

bit.ly/CDdroid450

Price: £5.49

 4.1

One of the best comic-



book readers for Windows, CDisplay Ex (cdisplayex.com) has finally made it to mobile. This Android-only app supports most formats and lets you customise your reading experience.

GAME

Still Here

bit.ly/stilldroid450

bit.ly/stillios450

Price: £3.49 (Android), £2.99 (iOS)

 4  8

This relaxing platform adventure game casts you as a character called Pip, who travels through 15 different beautifully designed environments, carrying out quests, solving puzzles and searching for answers.



GAME

Supertype

bit.ly/superdroid450

bit.ly/superios450

Price: £1.69 (Android), £1.99 (iOS)

 4.0.3  8

A word game with a difference, Supertype challenges you not to spell out solutions, but to solve various clever physics puzzles, based on the shapes of different letters of the alphabet.



Nate



Sago Mini Apartment



CDisplay Ex



Still Here



Supertype



Don't install...

Units Converter Pro

bit.ly/dontinstall450

There are some brilliant mobile apps designed to help you carry out practical everyday tasks. Sadly, Units Converter Pro is not one of them.



It's supposed to be a simple tool for converting various units of measurement but in practice, its blindingly garish design and frustratingly awkward interface just make it unpleasant and impractical to use. To add insult to injury, it makes you pay 50p for the privilege.

...Install this instead

Unit Converter: Smart Tools, Currency Converter

bit.ly/installthis450

 4

An infinitely better prospect, this converter is free (ad-supported), regularly updated by the developer and very easy to use – just tap the measurement category you want and convert away. Unit Converter offers 45 different categories, from obvious candidates including temperature and weight, to obscure but useful options such as torque, resolution and viscosity. There's also a selection of other handy tools – compass, Morse-code translator, spirit level and more – as well as calculators (including percentage and tip calculators) and simple formula tools, such as ratio and decimal-to-fraction calculators. Currently it costs £2.25 to banish the adverts.





Take a Screen Break

Give your eyes a rest from your browser by taking our fiendish fortnightly challenges. Can you guess our high-street chain emoji and our web year?

**WIN A
WEB USER
2017 BACK
ISSUES DISC!**

Email your answers to
webuser@dennis.co.uk
- one correct entry
will win a disc



CAN YOU GUESS THE HIGH-STREET CHAINS FROM THE EMOJI?

1



2



3



4



5



6



GUESS THE TECHNOLOGY YEAR

Can you work out which year the following tech news stories occurred in? No cheating!

1 Stephen Fry brings Twitter to wider attention when he live-tweets his experience of being stuck in a lift for 40 minutes.



2 In February, Spotify opens its free song-streaming service to music lovers in the UK, and soon passes one million users.



3 Microsoft launches its new operating system, Windows 7, which makes the cover of the UK's favourite internet magazine.

4 Also new from Microsoft is its Google-rivalling search engine Bing, which replaces its now long-forgotten effort, Live Search.



5 Google announces its cloud-based operating system, Chrome OS, though the first Chromebook takes two years to arrive.



COMPETITIONS

WIN... CorelDRAW Graphics Suite 2018

We're giving away one copy of CorelDRAW Graphics Suite 2018, the new version of the leading graphic-design software loved by millions of professionals, small-business owners and design enthusiasts worldwide. To enter, email your address to webusercomp@dennis.co.uk with 'coreldraw' in the subject line. For more information, visit www.coreldraw.com and follow @coreldraw on Twitter.



**WORTH
£599.99**

WIN 1 OF 6 Alfa Genus V2 earphones

The Alfa Genus V2 earphones from UK company Rock Jaw have filters that bring out the best in your favourite genre, whether it's rock, pop, hip-hop, classical or jazz. They look great, too, with a beautiful, lightweight aluminium casing. To enter, email your address to webusercomp@dennis.co.uk with 'alfa' in the subject line. For more information, visit rockjawaudio.com and follow @rockjawaudio1 on Twitter.



**WORTH
£39.99
EACH**

FAQ

Everything you need to know about the most interesting new technology trends and events



What is it?

HQ Trivia (hqtrivia.com) is a live trivia game that you play on your phone or tablet. If you manage to answer every question correctly, you win a cash prize. The app is currently proving incredibly popular in America, where it originates, and here in the UK where it launched in January.

How does it work?

Contestants download the HQ Trivia app and then wait with great anticipation for a game to start. When it does, a live presenter appears and engages in some general chit-chat before getting down to

business. There are 12 questions in total, covering a variety of topics and wildly differing difficulty levels, but you have a choice of three potential answers.

What if I get one wrong?

The game typically starts with a huge pool of contestants, with the total number shown in the top left-hand corner of the screen. Anyone who gets an answer wrong is eliminated. At this point, you can simply close the app or stay and watch how the game plays out.

So there's no second chance?

Actually, there is. You can gain extra lives

in the game by inviting other people to play and by sharing the app via social media, email or text (your referral code is your username). When you then get an answer wrong, you'll be asked if you want to use an extra life. This puts you back in the game, making it a great incentive to sign up other participants.

Couldn't I just start another game?

Of course. Being eliminated from one game doesn't mean you can't jump into the next one. However, there are currently only two games a day: one at 3pm and the other at 9pm, so there's a bit of a wait in between. The app lets you set a reminder so you don't miss the next game when it becomes available.

Surely I could just Google the answers?

You'd have to be very quick, as well as a shameless cheat. To prevent this from happening – and also to keep the game moving at a swift pace – HQ Trivia gives contestants just 10 seconds to answer each question, so there isn't much time to cheat. You are also eliminated if you run out of time.

How long are games played for?

In general, they wrap up within about 15 minutes. There's a bit of interim chat and shout-outs to players between the questions, which helps to ramp up the tension and give the feel that you're taking part in a television quiz show. Since it's live, the presenter reacts to the game's events: for example, in one of our games, there were 160,000 contestants, half of whom were knocked out by a particularly devious question, and the presenter reacted to that instantly.

Some of the hardest posers can scythe away a huge proportion of players and become celebrated as 'savage questions'. With as many as two million people playing consecutively, there has to be a way to whittle down the numbers.

But do I stand a chance of winning?

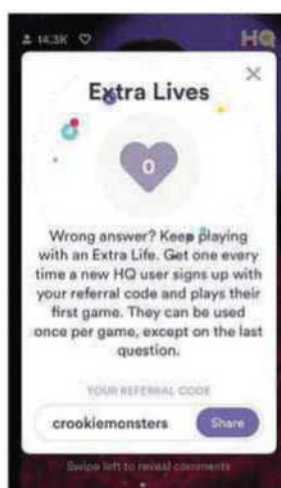
There's no reason why not. Some of the questions can be left-field and leave you stumped, but the UK version has questions relevant to a British audience. If you think you have a teaser of your own, you can submit it to the app for consideration.



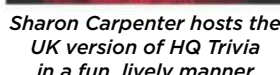
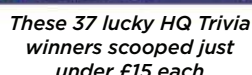
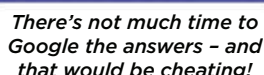
At the beginning of the game, we've no money but everything to play for



We all remember the historic wedding of Katie Price and Bob Dylan, right?



You can earn extra lives by referring people to come and play against you



No. The UK game is fronted by English broadcast journalist Sharon Carpenter, who has made a name for herself in the US since moving to New York in 2000, as well as Charlie O'Connor and Beric Livingstone. Carpenter is well known for injecting fun facts into her performances and she brings an energy that fans of the game enjoy.

Are the hosts the only ones chatting?

How do I get HQ Trivia?

*Our sad effort
had us knocked
out by question 3*

Ah, we thought you'd never ask. The pot can be incredibly high: in America, a staggering \$300,000 (£221,000) was recently shared among the 83 people who successfully managed to answer all 12 questions correctly, giving them each \$3,614 (£2,662). The highest single sum won by a US contestant is \$50,000 (£36,900); and in the UK, £8,000. The pot grows if no-one wins a particular game since the jackpot cash prize rolls over to the next one. There's more money to be won on Sunday nights, although more people take part, too. But sometimes the share of the spoils can be as low as a couple of quid.

and that's what's made HQ Trivia so popular so quickly. The company behind it, Intermedia Labs, is backed by venture capital and the jackpots are paid by investors in Silicon Valley who are gambling on the game becoming so big that other companies will want to link up with it. So far, there have been advertising deals with Nike and Warner Bros. The latter was looking to promote the Steven Spielberg film *Ready Player One*, and part of the deal included references to the movie in some questions.

Rus Yusupov and Colin Kroll, who previously helped found the video-hosting service Vine, which Twitter bought in 2012 for \$30m (£22m). They hit the headlines last year when The Daily Beast sought to profile America's favourite HQ Trivia host Scott Rogowsky – or Quiz Daddy, as he is known to fans. Although Rogowsky agreed to be interviewed, Yusupov objected, saying the approach was “completely unauthorised” and that Rogowsky would be sacked if the article went ahead. He later apologised for “being a jerk”.

Any cash you win is transferred to your PayPal account, so you'll obviously need to have one of those to take part. There's no minimum cash-out amount and you don't have to wait to transfer the funds; once you triumph, you can request your winnings immediately.

Nothing. The game is entirely free to play.

Here are some of the questions we were asked when we played HQ Trivia. How many can you get right?

- 1** Which of the following bodies of water lies between the coastlines of Russia and Iran?

A Black Sea
B Caspian Sea
C Adriatic Sea

2 After oxygen, what is the most common element in the human body?

A Hydrogen
B Nitrogen
C Carbon

3 What name is given to the language spoken on the Spanish-Portuguese border?

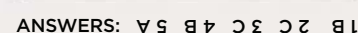
A Portuguese
B Spanuguese
C Portunhol

4 In an official swimming medley race, which stroke is swum first?

A Butterfly
B Backstroke
C Breaststroke

5 Which of these UK zoos was founded first?

A Edinburgh
B Whipsnade
C Chester



Clean Your PC DEEPER Than Ever

**COVER
FEATURE**

Go beyond CCleaner to remove gigabytes of PC junk you never even realised was there. **Robert Irvine** reveals the most effective new ways to reclaim space and speed up your system

For millions of PC users, Piriform's program CCleaner (www.ccleaner.com) is not just the best free cleanup tool available, but one of the best tools of any type – full stop. It's easy to use, fast and packed with useful features for removing junk from your computer. However, just because CCleaner is the most popular system cleaner, that doesn't necessarily mean it offers the deepest and most reliable clean for every type of PC junk – in fact, its desire to be a 'jack of all trades' may actually work against it when compared with more specialist tools.

Also, the once-plucky little program is now owned by security-software giant Avast, which may use CCleaner

to "recommend improvements to your system's antivirus protection" while retaining some of the software's best features for its paid-for versions.

In this feature, we look at the best alternatives to CCleaner for cleaning up and speeding up your system. We reveal which files you should remove, which free programs to use and the impact that cleaning a particular type of junk will have on the performance of your PC. Obviously, the boost your system receives will depend on how cluttered your computer is in the first place, so we've indicated the amount of space we personally reclaimed by removing specific types of file.

PRIVACY TRACES

We devote lots of attention in *Web User* to online privacy – and with good reason! – but it's equally important to cover your offline tracks. Cookies, caches, log files, recently-used lists and other details of what you've been doing on your PC and the web not only give snoopers access to your personal data, but take up a lot of space, too.

Cleaning these traces manually is a cumbersome task and you're bound to miss something that compromises your privacy. It can also be dangerous because you risk deleting an important system file or vital piece of information that's difficult to restore, such as saved passwords. CCleaner can remove some of this privacy data, but there's a more powerful tool for the job that scours deeper and gives you more control over what you wipe.

How to clean it:

PrivaZer (privazer.com) is specifically designed to clean traces of your activities from your computer and overwrite the data so it can't be recovered. This includes elements that other cleaners miss, such as cookies installed when using Tor, thumbnails for deleted images, details of erased files that Windows is still indexing, Hiberfil.sys content (data copied from your PC's memory when it enters hibernation mode) and 'residual' traces stored in free space on your hard drive.

Unlike many cleaners, PrivaZer is optimised for solid-state drives, so you can use it without damaging your SSD. It can also be run without installation, so nobody will even know that you've been cleaning up, and it has a portable version that you can run from a USB stick. It even lets you schedule cleanups and automatically delete your history when a browser window is closed – features that CCleaner only offers in its paid-for Professional edition.

Your first scan and clean with PrivaZer can take a while – ours took just under



PrivaZer offers a thorough set of cleaning options so only choose those you need



Your first PrivaZer scan may take a while but it's guaranteed to free up lots of space

an hour – but subsequent runs should be much faster, and you can choose to focus solely on clearing private data. The feature-packed program is completely free to use, although it carries an ad for its 'Donors version', which supports its development.

See our Mini Workshop on page 42 for instructions on how to use PrivaZer.

BOXES TO TICK

PrivaZer lists a comprehensive set of cleaning options when you scan your PC before performing the cleanup, so make sure you untick any elements you want to skip. You should also tick the box to create a restore point before cleaning, in case anything goes wrong.

SPACE IMPACT ✓✓✓✓✓ (We saved: 80MB)
SPEED IMPACT ✓✓✓✓✓

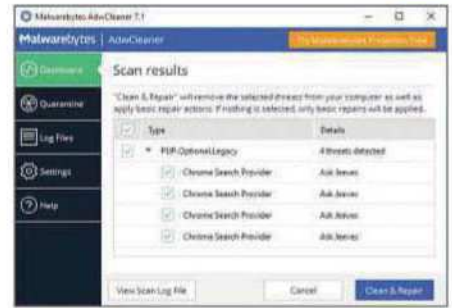
PUPS & ADWARE

Any security software worth its salt will detect and remove adware and other PUPs (potentially unwanted programs) alongside more dangerous threats, but because its main target is malware, it won't always scour deep enough to stop the junk coming back. PUPs don't necessarily take up much space, but they prevent your system from running smoothly, particularly those that hijack your browser, display adverts and – in an increasingly common intrusion – harness your PC's processing power to mine for cryptocurrency. PUPs may not pose a security risk to your computer, but they're an annoyance that you're undoubtedly better off without.

CCleaner lets you uninstall unwanted programs and browser plugins, but removing hidden junk is far from its speciality; indeed, it has even come bundled with PUPs itself.

How to clean it:

The best tool for the job is Malwarebytes **AdwCleaner** (bit.ly/adwc450), which was recently updated



AdwCleaner is the most reliable tool for clearing PUPs from your system

with a new look and even more powerful junk-detecting technology. AdwCleaner couldn't be simpler to use and provides a one-click scan, clear results and speedy removal. You need to restart your PC to complete the cleanup, but this is a small price to pay to blitz PUPs that other cleaners miss.

Our only niggle is that AdwCleaner now nags you to try other Malwarebytes products.

BOXES TO TICK

After running the initial scan, review the junk that AdwCleaner has detected, select anything suspicious or unwanted, then click Clean & Repair. Simple as that!

SPACE IMPACT ✓✓✓✓✓ (We saved: 4MB)
SPEED IMPACT ✓✓✓✓✓

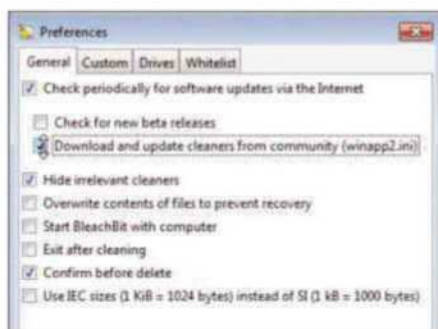
SOFTWARE JUNK

By default, most system cleaners only cover a small selection of Windows tools and other programs – usually the major browsers, office software and popular media players such as VLC. This helps to keep their interfaces tidy, rather than making you scroll through long lists of options, but it also means you may not be able to clean the cache, history and other junk from your favourite programs.

In CCleaner, there is a way to add extra cleaning options, but it involves editing the 'winapp2.ini' file in Notepad, which is far from straightforward (see bit.ly/ccleaneradd450). A better option is to use CCEnhancer (bit.ly/ccenhancer450), an unofficial third-party tool that adds support for more than 1,000 programs to CCleaner via the winapp2.ini file. However, if you want a versatile cleaner that *isn't* CCleaner, there is an excellent alternative.

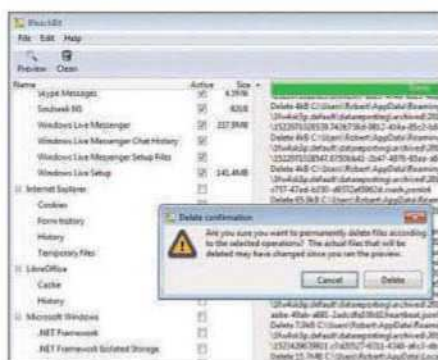
How to clean it:

BleachBit (www.bleachbit.org) works in much the same way as CCleaner, except that it's open-source and completely free, with no features held back for a



BleachBit lets you add thousands of extra programs to its list of cleanup options

paid-for version. It offers lots of useful, thorough and speedy cleaning options in its initial download, but what makes BleachBit stand out is how easy it is to add support for thousands of further programs. Just click the Edit menu in BleachBit, choose Preferences and, on the General tab, select 'Download and update cleaners from community'. Close the Preferences box, restart BleachBit and you'll see the list of applications has



Make sure you heed BleachBit's warnings about losing data before clicking Delete

been massively expanded to include virtually every program you have installed. Select all those you want to clean, choose Preview to see what you'll be deleting, then click Clean.

BOXES TO TICK

When you choose to download extra cleaners, make sure the 'Hide irrelevant cleaners' box is ticked so that only programs you have installed are listed. Also pay attention to BleachBit's warnings about important data you may lose by selecting certain options.

SPACE IMPACT ✓✓✓✓ (We saved: 2GB)

SPEED IMPACT ✓✓✓✓

WINDOWS LEFTOVERS

It's all very well installing programs to clear clutter from Windows, but the operating system leaves its own junk behind, which takes up more space than almost anything else. The biggest culprits are old Windows installation files and updates, which can secretly hog several gigabytes of your hard drive. These files are there for a reason – they let you roll back to the previous version of the OS if you encounter problems – but if everything has been running smoothly since you upgraded, then it's unlikely you'll ever need to do this. As for Windows Updates, Microsoft does a poor job of removing these once they're no longer necessary, keeping copies even when the updates have



Run Disk Cleanup to remove leftover installation files and free up tons of space

been superseded by newer ones, which wastes your precious drive space.

How to clean it:

In this instance, it's best (and safest) to make Windows clear up its own mess, especially because Microsoft prevents most third-party tools such as CCleaner from deleting old Windows installations and updates. Instead, you'll need to use good old Disk Cleanup, which you can run in Windows 10 by typing disk cleanup into the search box and selecting that item from the results.

When the tool opens, click the 'Clean up system files' button, wait for Disk Cleanup to calculate its space savings, then select the options 'Previous Windows installation(s)', 'Temporary Windows installation files', 'Windows Update cleanup' and 'Windows upgrade log files' (plus anything else you want to delete). Click OK, then Yes to run the cleanup.



MINI WORKSHOP | Delete privacy traces from your PC using PrivaZer



1 During installation, PrivaZer (privazer.com) allows you to customise it to your needs. You can choose between Basic and Advanced mode. **1** Select the latter and pick what you want the program to remove – invalid shortcuts, office software and photo histories, the thumbnails cache, your browser's autocomplete history, cookies, web cache, Windows history and more.



2 Once you've made your selection, select 'Ready to perform my first scan' and click OK. You can choose which scans to run, **1** set the program to start cleaning once the scan has finished, **2** and optionally shut down your PC once the cleaning has completed. **3** The current status is shown on the right. **4** You can cancel the scan at any time **5** or change its priority. **6**



3 For future scans, you can choose a scan type **1** (in-depth or specific traces, such as old files), and select a device or drive to target. **2** Click Clean **3** to begin. You can clean up after your internet browsing with one click. **4** The Advanced Options link **5** lets you choose to run a Smart or Normal clean, and decide whether or not to delete pagefile.sys (Windows' virtual memory).

BOXES TO TICK

An alternative method, which was introduced in the Windows 10 Fall Creators Update, is to go to Settings, System, Storage and select 'Change how we free up space'. Tick the box 'Delete previous versions of Windows' and click Clean Now.

SPACE IMPACT ✓✓✓✓ (We saved: 45GB)
SPEED IMPACT ✓✓✓✓

DUPLICATE FILES

Unnecessary copies of videos, images, MP3s, PDFs and other files have more of an impact on space than performance but they can also make folders on your hard drive messy and slow to open, and collections of photos tedious to browse, so you're best off deleting them. But how can you find and remove every duplicate file on your PC in one go?

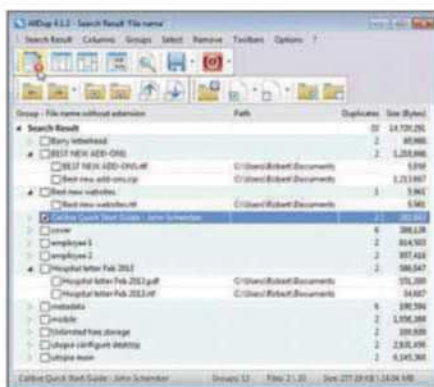
The obvious answer is to use the Duplicate Finder built into CCleaner, which lets you search by name, size and modified date, while excluding important system files and adding specific folders to look in. However, the tool is limited in other ways – you can't sort results by type or preview files before deletion and, despite the presence of a tickable Content option, it won't find duplicates with matching content if they have different names. On the plus side, it is at least free, unlike many duplicate finders.

How to clean it:

AllDup (bit.ly/alldup450) is our favourite free program for cleaning duplicate files from your hard drive, and it offers so many brilliant features that we could fill the rest of this article just listing them. For example, you can select from a wide range of comparison criteria; search for similar but not necessarily identical photos (handy if they've been edited slightly); choose which characters to match in a file name; scan ZIP archives



AllDup has the most customisable cleanup available from a free duplicate finder



Duplicates found by AllDup can be fully deleted or sent to the Recycle Bin

for duplicates; preview results before you junk them; and much more.

AllDup usefully provides a Quickstart Guide to teach you how it works, and lets you move duplicates to the Recycle Bin if you're not sure about completely wiping them. It's very fast, works with all versions of Windows, is free of bundled rubbish and upgrade nags, and offers a portable version, too. Doubly brilliant!

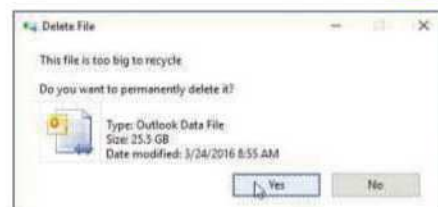
BOXES TO TICK

AllDup has too many tick boxes for us to mention every one, but the most important are those on the Source Folders, Search Method and File Filter tabs. These let you save time by specifying which folders to look in, which criteria to compare and the types of duplicate to ignore.

SPACE IMPACT ✓✓✓✓ (We saved: 500MB)
SPEED IMPACT ✓✓✓✓

LARGE FILES

It goes without saying that the larger a file, the more room it takes up on your



We deleted this old Outlook archive which was using 13% of our drive space!

hard drive. However, despite their size, these space hogs – whether they be forgotten downloads, old videos or folders stuffed with various redundant files – aren't always easy to find and remove. Even when you come across a 300MB bloater when browsing File/Windows Explorer, deleting it may do more harm than good if it's an important system folder. You can use CCleaner's Disk Analyzer tool to see which types of file are using the most space on your computer, but it's not particularly fast or sophisticated.

How to clean it:

WizTree (bit.ly/wiztree450) is the fastest and smartest free program we've found for scanning your hard drive to discover exactly which files and folders are consuming the most space. It's very easy to use: just select a drive, click Scan and the results will appear in seconds, sorted by location and size, and the percentage of the drive they're consuming. You can choose to view the results as a visual 'treemap', which colour-codes the most populated areas of your PC; or as a simple file list that lets you view only the biggest hogs. To remove a file, just right-click it and choose Delete. System files are wisely greyed out and shouldn't be touched.

BOXES TO TICK

You can save time when reviewing



WizTree uses a treemap to show which areas of your hard drive are overcrowded

WHAT FREE CCLEANER LACKS

We've always been big fans of CCleaner – it's a versatile, easy-to-use system-optimisation tool that saves you having to install lots of separate programs to clean and speed up your PC. However, there are certain features that are only available in the Professional and Professional Plus versions of the software, which cost £14.95 and £24.95 respectively. Here's what you don't get in the free edition of CCleaner, and what you should try instead:



MONITOR JUNK IN REAL TIME

Free CCleaner only removes junk after it reaches your system – it doesn't prevent it from installing. In contrast, Comodo System Utilities (system-utilities.comodo.com) has an option called Active Clean that runs in the background to keep your hard drive and Registry clean.

CLEAR YOUR BROWSER HISTORY AUTOMATICALLY

You can choose CCleaner's option to delete your browser's history, but it only does this automatically in the Professional version. This feature is available in the free version of PrivaZer (privazer.com, see page 41), which lets you decide exactly which browser data to clear.



SCHEDULE REGULAR CLEANUPS

PrivaZer also lets you schedule daily, weekly or monthly cleanups – a feature that you can only get in CCleaner by paying for the Professional version, although you can see it in the free version by going to Options, Scheduling. You can choose the type of junk to detect and remove.

DEFRAG AND RECOVER DATA

The Professional Plus version of CCleaner includes Piriform's drive-defragmenting tool Defraggler and its data-recovery software Recuva. To get similar programs for free in one download, try Puran Utilities (www.puransoftware.com), which offers more than 20 system tools. You can either get them all in one download or individually.



AUTOMATIC UPDATES

Although the free CCleaner notifies you when a new version of the software is available every month, automatic updates are only available in the paid-for editions. Rival cleaner BleachBit (www.bleachbit.org) not only checks for and installs updates in the background, but does so over a secure HTTPS connection.

WizTree's scan results by switching to File View and ticking the Folders box. This allows you to delete entire space-wasting folders rather than browsing individual files – right-click and choose Explore Folder to view their contents.

SPACE IMPACT ✓✓✓✓ (We saved: 80GB)
SPEED IMPACT ✓✓✓✓

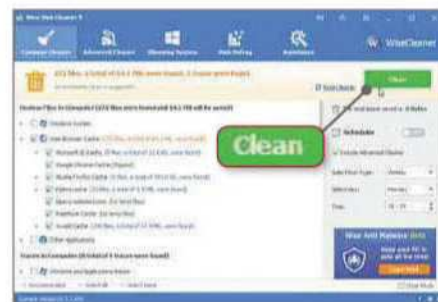
BROWSER JUNK

Whether you use Chrome, Firefox, Opera or something else, your web browser is responsible for a huge amount of junk ending up on your system. This includes details of all the sites you've visited, the cookies they've installed and the images and design elements they contain, not to mention private data such as your saved passwords, autocomplete information and download history. All browsers let you clear the files and info they've saved through their settings, but often the option is tucked away and doesn't give you much control over the details you delete. Although CCleaner lets you delete this data quickly and easily, we're disappointed that there are still no dedicated tick boxes for *Web User* favourite Vivaldi.

How to clean it:

Wise Disk Cleaner (bit.ly/wise450) is not only slicker than CCleaner, but it helpfully highlights the useless files in your system, such as the caches of all your installed browsers. These include Vivaldi, Pale Moon and Edge, while the program's Web Browser Trace section has entries for individual browser histories, typed URLs, passwords and more. Scans and cleans take a single click each, and very little time, and you can schedule future cleanups to be run weekly, monthly or whenever your PC is idle.

Wise Disk Cleaner is free to use, with no catches, and has a clever bonus feature called Slimming System, which significantly reduces the size of the



Wise Disk Cleaner has a smart interface and can clean junk from multiple browsers

Windows installation folder, saving you lots of drive space.

BOXES TO TICK

Wise Disk Cleaner can't rival CCleaner for scope, but it provides better hand-holding in the form of a Recommended button that unticks boxes for junk that you don't really need to delete. The program even tells you when "an immediate clean is suggested".

SPACE IMPACT ✓✓✓✓✓ (We saved: 64MB)
SPEED IMPACT ✓✓✓✓✓

TEMPORARY FILES

Temporary files in Windows and other programs store information while a file is being created, so you can recover data if something goes wrong. In theory, these temp files should be deleted automatically when you exit a Windows session or close a program, but if you exit in an irregular way – such as turning off your computer – the files will remain. They can usually be found in the Windows Temp folder, with '.tmp' extensions, but locations and names vary. Temporary files don't take up much space individually, but they can build up over time, cause programs to slow down and even be exploited by hackers.

How to clean it:

CCleaner has a prominent option for deleting temporary files from Windows, but if you don't want to use Piriform's (well, Avast's) sledgehammer to crack a temp nut, try a tiny free tool called



Temp File Cleaner removes unnecessary files Windows software has left behind

Temp File Cleaner (TFC, bit.ly/tfc450). This scans specific locations on your hard drive where Windows and other programs are known to leave temp files, then identifies and deletes them instantly. TFC is free for personal use and, although it hasn't been updated for three years, we can confirm it works with Windows 10.

BOXES TO TICK

Click the bomb icon, then 'Show cleaner options' in the top-right corner to specify which types of temp file to clean for Windows, Chrome and Firefox, and other programs. Hovering your mouse over an option tells you more about it.

SPACE IMPACT ✓✓✓✓✓ (We saved: 20MB)
SPEED IMPACT ✓✓✓✓✓

UNWANTED PROGRAMS & APPS

All of us have software installed on our PCs that we no longer need or want, but never get around to removing. The

reach of these program stretches far beyond the size of their downloads to include caches, shortcuts, Registry entries and background processes, all of which have an impact on your system's speed, memory and storage. Even Windows 10 apps, which are meant to have a smaller footprint than traditional software, take up a surprising amount of space. The Facebook app, for example, is a whopping 372MB in size.

CCleaner's uninstaller does a reasonable job of removing unwanted programs and apps, but it can only uninstall one item at a time. Also, it often uses the software's own uninstaller (or the Windows tool), which can lead to junk being left behind.

How to clean it:

We're big fans of the speedy Geek Uninstaller (geekuninstaller.com), the thorough Revo Uninstaller (www.revouninstaller.com) and the feature-packed IObit Uninstaller (www.iobit.com), but our pick of the software-removal tools is **Wise Program Uninstaller (bit.ly/wiseprogram450)**, which has a simple, friendly interface that makes it easy to sort your installed programs by name, size, date and user rating. It lets you force-uninstall programs that can't be removed in the usual manner, and scans for and removes all leftovers following uninstallation. It's also completely free, with no bundled junk. See our Mini Workshop below on how to use Wise Program Uninstaller.

BOXES TO TICK

Add Wise Program Uninstaller to your



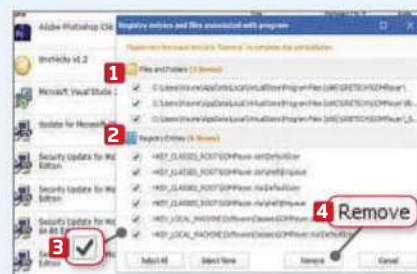
MINI WORKSHOP | Remove software using Wise Program Uninstaller



1 Run Wise Program Uninstaller (bit.ly/wiseprogram450) and it will display a list of all of the software installed on your PC. **1** You can sort this list by name, size, install date and rating. **2** You can also rate programs yourself. **3** The number of installed programs – along with the amount of space they occupy – is shown at the top. **4**



2 The list can be filtered by using the buttons in the top-right corner. **1** You can sort by All Programs, Desktop Programs, Universal (Windows) Apps, and System Components. You can also search for a program by name. **2** To remove something, select it and click Safe Uninstall. **3** You can also modify some programs **4** and run a forced uninstall. **5**



3 If you choose a safe uninstall, the item's own installer will run and remove that program from your PC. When it's finished, you'll be presented with a list of found leftover junk that can be removed using Wise Program Uninstaller. You can clear files and folders **1** and/or Registry entries. **2** Select the junk to clean, **3** then click Remove. **4**



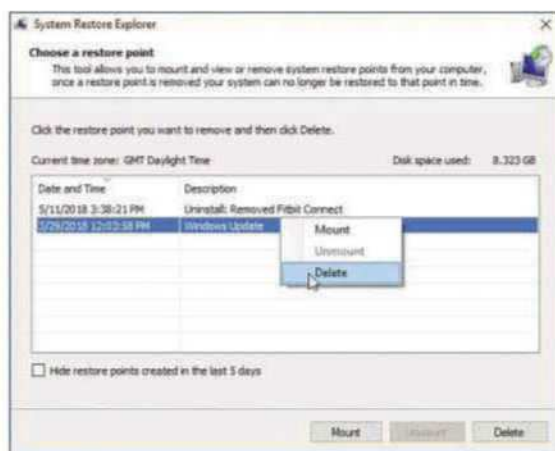
Wise Program Uninstaller makes it easy to remove programs – safely or by force

right-click menu and you can remove unwanted programs instantly when you encounter them. Click the menu button at the top of the interface and choose 'Display in Context menu'. You can also view your Uninstall History.

SPACE IMPACT ✓✓✓✓✓ (We saved: 26GB)
SPEED IMPACT ✓✓✓✓✓

SYSTEM-RESTORE POINTS

The System Restore feature in Windows can prove a lifesaver when something



System Restore Explore lets you view and delete redundant System Restore files

goes wrong on your PC, allowing you to 'rewind' to a point where everything was working fine. However, system-restore files also consume lots of hard-drive space, and you generally only need to keep the most recent one, which means all the other backups are redundant and take up space unnecessarily.

How to clean it:

CCleaner lets you delete system-restore points (except the last one) individually through Tools, System Restore, or you can use Windows' own Disk Cleanup tool. Alternatively, try **System Restore Explorer** (bit.ly/system450), which gives you precise control over the backups created through System Restore. Just right-click a restore point in the program's reverse-chronological list and choose Delete to remove the file and all its contents from your computer. It hasn't been updated for a while, but works with all versions of Windows, including 10.

BOXES TO TICK

In Disk Cleanup, select 'Clean up system files' then click the More Options tab.

Under 'System Restore and Shadow Copies', click 'Clean up' then Delete to remove all but the most recent restore point.

SPACE IMPACT ✓✓✓✓✓
 (We saved: 6.4GB)

SPEED IMPACT ✓✓✓✓✓

RECYCLE BIN

It's easy to forget that when you delete a file in Windows, it doesn't actually disappear from your hard drive but is merely sent to your Recycle



Keep your hard drive clean and tidy by emptying your Recycle Bin automatically

Bin. This means that the file still takes up disk space, and the Bin itself can quickly become full of deleted items. Emptying your Recycle Bin isn't exactly difficult – you just right-click it and choose Empty Recycle Bin – but how often do you actually bother? CCleaner adds a handy Run CCleaner option to your Recycle Bin's right-click menu, but you still need to remember to perform the cleanup.

How to clean it:

Save yourself the hassle of emptying the Recycle Bin manually by installing the free tool **Auto Recycle Bin** (bit.ly/auto450), which automates the process using rules you set. For example, the program can delete items from the Recycle Bin after a specified period of time; remove large items first and small items later; and adjust the size of the bin depending on how much free space you have on your hard drive (rather than the fixed size that Windows restricts you to).

BOXES TO TICK

You can choose to process the content in your Recycle Bin on Windows startup or periodically in the background, or else select the option to empty the bin manually.

NEXT ISSUE

on sale Wednesday 13 June 2018

HIDE YOUR PRESENCE ON THE WEB

Stop anyone seeing when you're online and what you're doing



PLUS...

FREE PHOTO VIEWERS

Superior alternatives to the Windows 10 Photos app

MONEY FOR NOTHING

The best no-catch ways to earn real cash from the web

PROTECT YOUR EYES

Apply a dark mode to your favourite sites and software

SUBSCRIBE TO WEB USER AT
SUBSCRIBE.WEBUSER.CO.UK



Rediscover retro toys online

Relive your youth as **Steve Clark** rounds up the best nostalgic pastimes you can now enjoy on the web

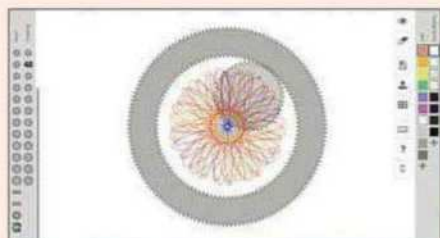
Build incredible structures with online Lego

Mecabricks (bit.ly/bricks450) bills itself as an online Lego-modelling site – and although it's not officially endorsed by the Danish toy giant, it couldn't be closer to the real deal if it was called Minecraft. Building for the first time can be daunting – the page resembles the sort of screen that developers have in movies. Hover over the various buttons, though, and you'll see the basics are straightforward, even if the expert options aren't. The site offers plenty of bricks, figures and pre-built styles to choose from, so crafting is limited only by your imagination. You can also check out some of the brilliantly detailed creations from other users. For die-hard Lego fans, there's also the similar Lego Digital Designer tool (bit.ly/lego450).




Create artworks with Etch A Sketch and Spirograph

In the 1970s, Spirograph captured the imagination of millions, with its mesmerising loops of stunningly intricate patterns. If you were one of those kids who could spend hours hunched over their next masterpiece, you can use Inspirograph (bit.ly/spiro450) to once again create art destined for display on the fridge door. It's an impressively accurate interpretation of the cogs-and-paper



counterpart: on your left, gears of every size and shape; on your right, a colour palette and toolbox. It's got everything you need for creating wild, flowery geometric patterns.


Equally intricate is Etch A Sketch (bit.ly/etch450), which invites you to use the arrow keys to sketch pyramids and towers on a familiar grey canvas. A faithful recreation, it's just as tricky now as it was back in the day – so you'll probably be shaking the box to start afresh more often than you'd hope.



Test your mental agility with nostalgic challenges

Your nine-year-old self would never believe it, but you can now test your skills on toybox staples at Jennifer Dewalt's website (jenniferdewalt.com). These point, click and swivel puzzlers are the vintage toys best suited to the browser-and-mouse experience, making the nostalgic vibes as sweet as those six long weeks stretching out across the summer.

Dewalt's recreation of the code-cracking Mastermind (bit.ly/jdmastermind450) is an unpretty creature, but at least you're not

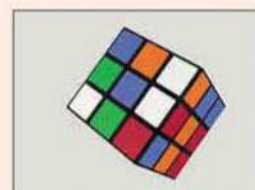


breaking four-colour codes under the intense stare of the neatly bearded Mr Mastermind, fingers forever steepled. There are better-looking versions that play just as well, such as Mastermind (bit.ly/mastermind450), and you can also download mobile versions for iPhone and Android.

Free Simon (bit.ly/simon450) tests your memory and reflexes against increasingly complex colour and sound sequences. Click the wrong colour and it's game over – there's no room for error and no extra lives (this isn't Space Invaders, after all). Unlike the one you had at home, you can at least mute this version of the popular children's toy.



Meanwhile, Grubik's (bit.ly/rubiks450) is the home of everything from the traditional 3x3x3 Rubik's Cube to more complex puzzles like 'Professor Pyraminx'. If the online Rubik's Cube has one failing, it's that the toy is best played in a three-dimensional environment, which is why so many ended up under the sofas of Britain. ■



MASTER THE ART OF YO-YO

If you've still got a yo-yo at home, visit Yo-YoTricks.com (yoyotricks.com) to master the ups and downs of yo-yoing like you never could when you were young. The instructional videos guide you from basic handling to masterful tricks, and before you know it, you'll be walking the dog and performing the Buddha's Revenge.



Best free tools for downloading videos

Some of the best-known video-downloading tools come bundled with unwanted extras that are tricky to avoid. **Andy Shaw** finds out whether it's worth switching to a cleaner alternative



4K Video Downloader | bit.ly/fkvd450 | ★★★★★

FEATURES ★★★★★ PERFORMANCE ★★★★★ EASE OF USE ★★★★★



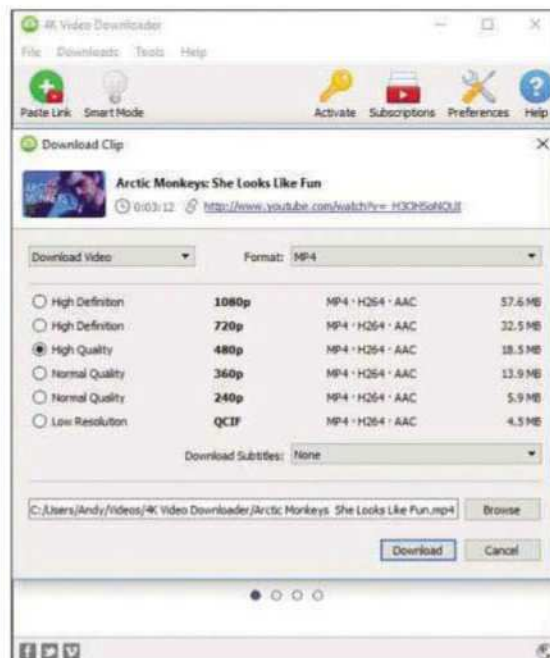
What we liked

You can download 4K Video Downloader in portable or installable versions, both of

which are free of unwanted extras and get a clean sweep of approval from all the scans performed by VirusTotal (www.virustotal.com).

When you first open the program, you're directed to a web page showing a useful video guide to how it works, but you probably won't need it because it's very simple to use. To download a video, copy its address from your browser in the usual way – by highlighting it in the address bar and clicking Ctrl+C. The green Paste Link button on the software's toolbar is overlaid with a little YouTube icon to show it's detected that the clipboard contains a link it can work with.

Click the button to get a thumbnail, some information on the clip and a range of options for downloading the video. These include choices such as whether you want to download the



video or extract the audio, which video format you'd like the file converted to (MP4, MKV or 3GP), the resolution you require and whether you want to download any subtitles, if they're available. You can also choose where the file will be saved.

Once you've clicked OK, you'll see a simple download-management screen where you can pause, stop or otherwise

manage your videos.

4K Video Downloader has a Smart Mode, which is essentially a set of defaults that tells the software your preferred format and quality for downloading videos, so you don't have to select them each time. There's also a useful subscription option that automatically downloads new videos as soon as your favourite channels upload them.

How it can be improved

Some premium features can only be accessed via the paid-for version, such as downloading entire playlists and channels at once, and downloading more than 25 videos at a time. Pay a one-time fee of £13.03 to upgrade and use it across three computers.

OUR VERDICT

Simple and effective, we think 4K Video Downloader is the best video downloader around. The software doesn't come with any annoying extras installed alongside it and, although there's a paid-for version with additional tools, the free version is more than enough for most people.

KastorSoft All Video Downloader | bit.ly/allvd450

★★★★☆ | FEATURES ★★★★★ PERFORMANCE ★★★★★ EASE OF USE ★★★★★



What we liked

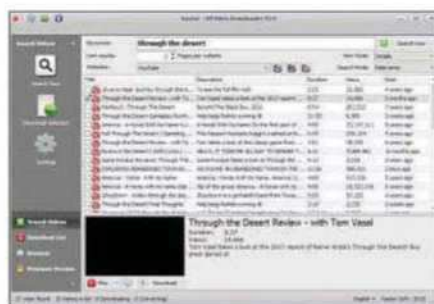
All Video Downloader starts with a splash screen with options to search a small selection of video services or go to the main part of the software to paste in a web address and start a download. The search tool lets you enter keywords to find in YouTube and a small handful of other sites, though be warned that there are as many under the 'adult' heading as there are in the mainstream group. Thankfully, only YouTube is selected by default so you shouldn't inadvertently stumble across anything mucky!

If you know what you're looking for, this method could be faster than going into YouTube, browsing for the content and importing the URL information, and you can preview the video in the program or bring up a separate player.

The program also gets a complete clean bill of health from VirusTotal.

How it can be improved

The software is almost too easy to use. It starts downloading and converting



videos before you've had a chance to check the settings, and its low-res AVI file default isn't what we'd generally choose. It also limits the number of downloads you can run at a time, unless you pay \$19 (around £14) for the Premium version.

OUR VERDICT

There's a bit of an adult focus to this software that you might find off-putting, but it's a competent program if you don't mind turning a blind eye. The interface looks old-fashioned but it isn't too restricted by its free limitations.

Free YouTube Download | www.dvdvideosoft.com

★★★★☆ | FEATURES ★★★★★ PERFORMANCE ★★★★★ EASE OF USE ★★★★★



What we liked

There's no reason for a video downloader to be complicated and, thankfully, Free YouTube Download is extremely simple, with a clear interface that's essentially focused on a large green Paste button. Copy a link from YouTube and click this button, and a strip showing a thumbnail of the video and some suggested settings appears below. It's even simpler to use than our Gold Award-winner.

You can set up a series of downloads and either have them all set off together or tick a box to merge them into a single video file. Like our other award winners, the program didn't trigger any alerts from VirusTotal and doesn't come bundled with any additional software that you might not want.

How it can be improved

Unfortunately, it doesn't take long to hit Free YouTube Download's paywall, and the software is significantly hamstrung if you aren't prepared to fork out for it.



Extra features such as playlist downloads we can live without, but this software goes further, throttling the download speed. There are lots of nags on the screen and upgrading isn't cheap, costing \$29 (around £21) for an unlimited licence. It's a shame, because it's otherwise a simple and effective video downloader.

OUR VERDICT

What looks like a promising free program ends up riddled with upgrade buttons, which may be preferable to unwanted software installers but there are so many it becomes tiresome. We like the software but it slows video downloads to a crawl, so is best left to people with plenty of patience.

BEST OF THE REST

Youtube-DLG

bit.ly/ytdlg450

Youtube-DLG isn't a video downloader in its own right, but a graphical user interface that's been developed to lie on top of the open-source command-line video downloading software, Youtube-DL (bit.ly/ytdl450). Unfortunately, it failed the VirusTotal test, with a single flag. This may have been a false positive but we didn't want to take the risk, which is a shame because the software itself could have been a contender for an award.



Gihosoft TubeGet

bit.ly/tg450

Although it's clear of security problems, TubeGet's free version limits you to five downloads per day, which is too restrictive for our liking. Upgrading gets you around the limit but costs \$29.95 (around £22) for a single PC. It's a shame because this is the best-looking of all the programs we tested.



Freemake

bit.ly/freem450

We used to love Freemake before it started bundling the particularly unpleasant OpenCandy software. Even then, we thought for a while that this simple, useful video downloader was worth the annoyance of circumnavigating the PUP. However, you can now find plenty of rivals that are just as good and don't bundle annoying software, so we've sadly had to put Freemake out to pasture.



Save the world using your tech



Fancy becoming a citizen scientist? **Wayne Williams** explains how you can use your PC, phone or tablet to help with scientific research

Use your hardware to help humanity

BOINC (Berkeley Open Infrastructure for Network Computing) contributes your hardware's idle time to a variety of scientific projects such as predicting climate change, finding cures for diseases and detecting alien life. You choose which projects to support, and connect to as many different ones as you like. Hover your mouse over any link in the list of projects on the website to find out what its aims are.

BOINC has been in operation since 2002 and is available for Windows, Mac, Linux and Android (but not iOS, oddly). You can find out more about its work and download the software from boinc.berkeley.edu. If you choose to run BOINC on Windows, you have the choice of downloading just the installer, or the installer and VirtualBox. Some science projects require you to run BOINC in a safe, virtualised environment, so the latter option is recommended.

Once you start running BOINC, your PC or mobile device receives a set of tasks from the project's scheduling server. These tasks depend on your hardware, so you won't get one that requires more memory than you have. Your device then downloads and runs files from the project's data server to produce output files that it sends back. Once the tasks you've been set are complete, you're assigned new ones.

The World Community Grid uses BOINC for health-related research into

AIDS, cancer, TB and Zika. You can find out more about its projects at www.worldcommunitygrid.org.

Help to improve cancer care

Cancer is one of the most common diseases afflicting the world today, although thanks to advances in medical science, more people than ever are surviving it. You can do your bit to help the fight against cancer by using the new DreamLab app developed by the Vodafone Foundation (bit.ly/dreamlab450). This uses your phone's processing power at night while you sleep (and your device is charging) to analyse billions of combinations of existing cancer drugs to identify the best, most effective cancer treatment in the UK. DreamLab is available for both Android and iOS (iPhone users need to press the Power DreamLab button to get started).



Help the fight against cancer by sharing your phone's processing power

Help find cures for major diseases

The human body relies on proteins to keep us healthy. They assemble themselves by 'folding', but if they misfold, the results can lead to health problems such as Alzheimer's, Huntington's Disease, Parkinson's, cystic fibrosis, BSE (so-called Mad Cow Disease) and several types of cancer. Folding@home (folding.stanford.edu) is a project that aims to discover how protein folding is linked to disease, and identify potential cures. It's available for Windows, Mac, Linux and Android, and there's also a Chrome extension that



Run protein-folding simulations on your PC and phone to help cure disease

lets you run protein-folding simulations directly in your browser. You can manage the amount of power devoted to the simulation, and start and stop it at any time.

Record and share wildlife sightings

With so many plant and animal species under threat, it's important to know which ones are (and aren't) still around. The excellent free app iNaturalist (www.inaturalist.org) lets you record encounters with wildlife, and share them with a community of more than 400,000 scientists and naturalists. You can either sign up for a project that interests you, such as recording flora and fauna in locations including the North Devon Seashore and Snowdonia National Park, or create your own.



Keep track of the flora and fauna around you to help with conservation



BOINC harnesses the power of your PC or mobile device for scientific research



Help fight climate change

President Trump can say what he likes, but climate change is real. Climateprediction.net (www.climateprediction.net) is a specialist climate-modelling project that shows the effect on our world of climate both now and in the next century. Like similar projects, it uses BOINC and lets you run models that predict – among other things – temperature, rainfall and the probability of extreme weather events.

The Greenie app for iOS and Android (www.greenieapp.com) lets you fight back against climate change by providing information, tips and actions that you can carry out personally.



Use the Greenie app to take action against climate change

Actions include enabling the sleep feature on your computer, unplugging chargers, turning off the TV, turning off the water when brushing your teeth, offsetting carbon emissions by planting a tree, and more. Enable an action to see how much CO₂ you've saved, how much oxygen has been produced (if relevant) and the money saved so far (in dollars).

Help save endangered orangutans

Human destruction of orangutans' natural habitat has severely endangered the species. You can help protect these magnificent creatures through Orangutan Nest Watch, powered by



Spot the orangutan nests in the drone images to help save the species

Zooniverse (bit.ly/oran450). Unlike the other projects featured here, you don't have to download a program or app and run it in the background. Orangutan Nest Watch's hands-on approach requires you to carefully search through drone images of rainforests, looking for and marking orangutan nests and fig trees. A tutorial and field guide shows you what to look for.

Perform people-powered research in Zooniverse

The Zooniverse app (www.zooniverse.org), available for iOS and Android, offers a wide range of other citizen-science projects that you can contribute to. These currently include classifying cyclones, spying on penguins, discovering the secret life of chimps, reporting on distant galaxies and characterising Martian surfaces. Some projects are made for mobile devices, while others run in your browser. Projects that are no longer available are tagged 'Out of Data'.



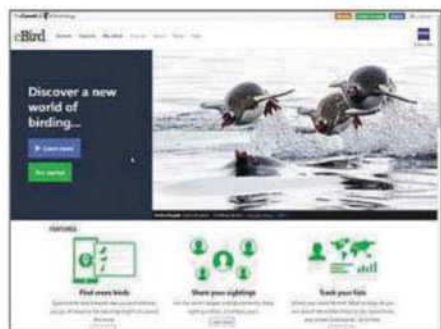
Take part in citizen-science projects with Zooniverse

The app runs on Android and iOS and works offline.

Alternatively, there's the iRecord app for iOS and Android (bit.ly/irecord450), which also lets you help with conservation by recording the wildlife you encounter. The app's creator, the Centre for Ecology and Hydrology (bit.ly/csapps450), also offers separate apps for recording Asian hornets (an invasive species not native to the UK), rare arable flowers, butterflies, ladybirds and grasshoppers.

Help conserve the bird population

Similar to iNaturalist but focused purely on ornithology, eBird (ebird.org) lets you record birds you see in the field. These observations are sent to a global online database of bird records used by hundreds of thousands of birders and twitchers around the world, and made available for scientific research, education and conservation. You may also want to join the survey on UK birds conducted by the Big Garden Birdwatch website (bit.ly/birds450). It's finished for this year (you can view the results on the website), but will resume again next January, when it will have been running for 40 years.



Record ornithological observations to help identify dwindling bird species

WHAT YOU NEED TO KNOW

Distributed computing projects such as SETI@home (pictured right) and the others mentioned in this feature mostly require you to download and run a special program that links your computer or phone's spare processor cycles with those of other users to create a massive world-wide super-computer. This gives the project's creator the power to crunch much more data, more quickly and at less expense than they would otherwise be able to – which is great news for projects with limited funding. The inevitable downside, however, is that keeping your device active uses more



electricity and may ultimately shorten the life of the hardware. But the impact isn't significant and is, after all, offset by the communal good of helping to improve the world.



Practical WebUser

16 pages of workshops, tips, projects and problem solving

Record your screen with VLC

VLC Media Player can record anything happening on your screen. Here's all you need to know

VLC media player: www.videolan.org | 10 mins
XP, Vista, 7, 8, 10 MacOS Linux

There are plenty of reasons why you might want to record your desktop activity – you may want to make a tutorial to help a less tech-savvy friend navigate their PC or capture streaming video to watch later. Performing these tasks normally entails downloading and installing screen-capture software, but if you're already using VLC as a media

player, you need look no further.

Recording your screen with VLC doesn't require any additional software because everything you need is built in. The process is very straightforward, and the program gives you a good range of options, too, so you can configure it in all kinds of ways to suit your specific requirements.



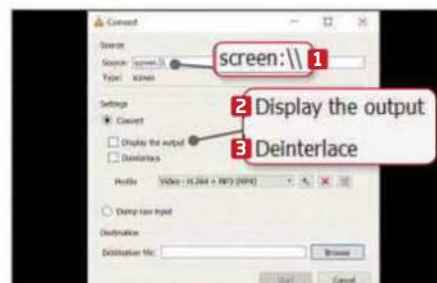
1 To record your on-screen activity, install VLC (if you haven't already done so) and launch the software. Click the Media menu 1 and select 'Convert / Save'. 2 This opens the Open Media window, which lets you configure the software's screen-capture tools.



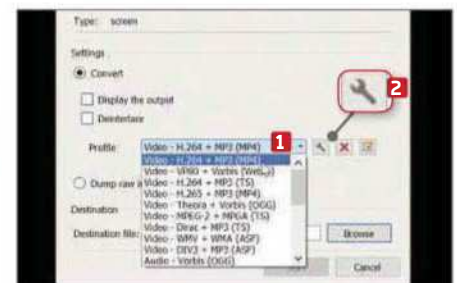
2 In the new window, click the Capture Device tab. 1 This displays the current 'Capture mode', 2 as well as the Device Selection 3 and Options. 4 Click the 'Capture mode' drop-down menu and switch from DirectShow to Desktop. The options below will change as a result.



3 By default, VLC captures your desktop activity at a rate of 1 frame per second (fps), which will produce a jumpy and gappy video. You can change the framerate to a smoother 25 or 30fps. 1 Bear in mind that the higher the framerate, the larger the finished recording's file size will be.



4 Click the 'Convert / Save' button at the bottom of the window, and a new window opens. The source of the capture should be screen: \\ 1 There are options to 'Display the output' 2 and Deinterlace the captured video. 3 The latter option is mainly used for capturing old TV programmes.



5 Click the Profile drop-down menu 1 to select the video and audio format. The top choice of 'Video - H.264 + MP3 (MP4)' is fine for most purposes. Click the spanner icon 2 to choose your own audio and video setup (see Step 6). Your PC may not support all the choices offered.

CONVERTING SCREEN

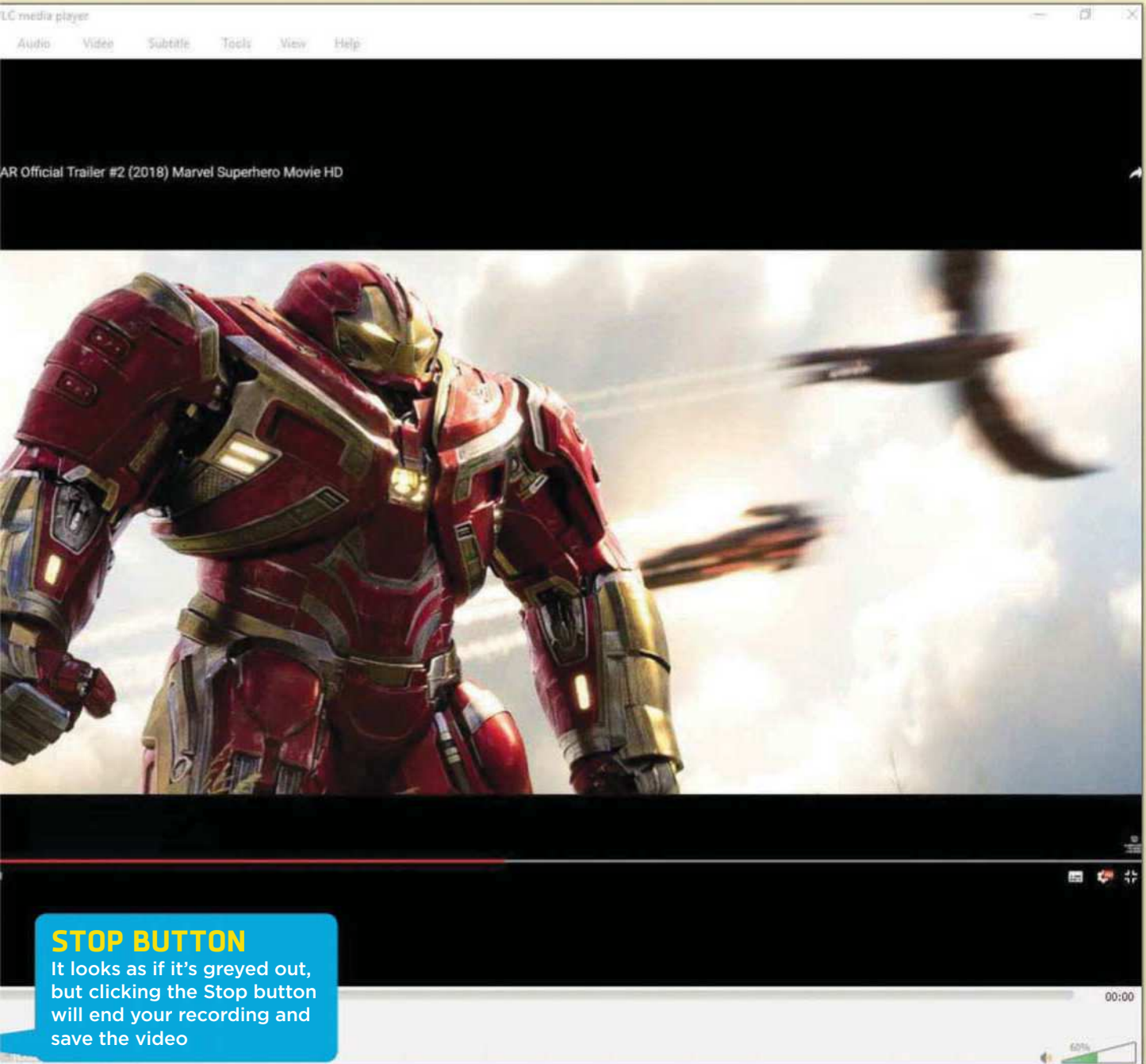
It may look as if VLC is doing nothing, but the 'Converting screen: //' at the top of the page shows it's recording

EFFECT

There are lots of different filters to choose from. Here, the 'antiflicker video filter' is being applied in real time

SNAPSHOT

Take a screenshot of your desktop at any time by clicking the camera icon



STOP BUTTON

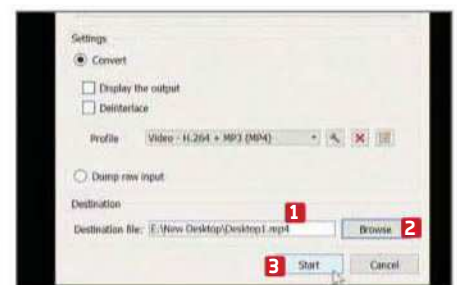
It looks as if it's greyed out, but clicking the Stop button will end your recording and save the video




6 Pick the encapsulation (video format) by selecting one of the options. **1** The features offered by a particular format are displayed below. **2** You can choose a different video codec **3** and audio codec, **4** and add subtitles. **5** The Video and Audio codec tabs offer lots of options to play around with.



7 The Video tab lets you pick a different codec, **1** and set the bitrate **2** and quality. **3** You can also adjust the video resolution **4** and apply a selection of effects. **5** Filters on offer include 'VHS movie', 'Old movie', Rotate, Sharpen, Cropping and 'Magnify/Zoom interactive'. Tick any you require and click Save.



8 Enter a name for your screen capture **1** and click Browse **2** to navigate to the save location. Click Start **3** and VLC will begin capturing your screen. When you've finished your on-screen activity, click the Stop button to end the recording, which is saved to your PC for viewing or editing.



Automatically perform tasks when your PC is idle

System Silencer: bit.ly/syssil450 | ⌚ 10 mins | 🖥️ Windows XP, Vista, 7, 8, 10

System Silencer is the tool that proves 'idle' doesn't have to mean 'lazy'. When you're away from your computer and it's waiting for your return, you can direct the program to perform a range of useful tasks once it has fallen into its idle state. It means no more faffing around minimising a hundred windows and muting your music every time you leave your computer unattended.

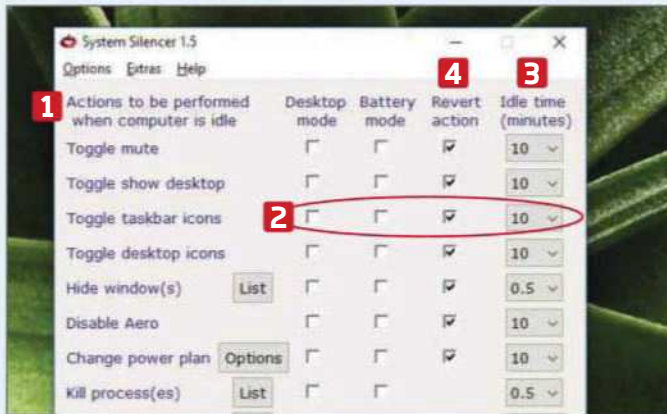
System Silencer is a portable application, so you can pop it on a USB stick and create automated actions and triggers for any PC you're using. It works in a similar way to IFTTT (ifttt.com), offering a collection of automated actions and triggers that you'll need to define in the 'If X, then Y' fashion.



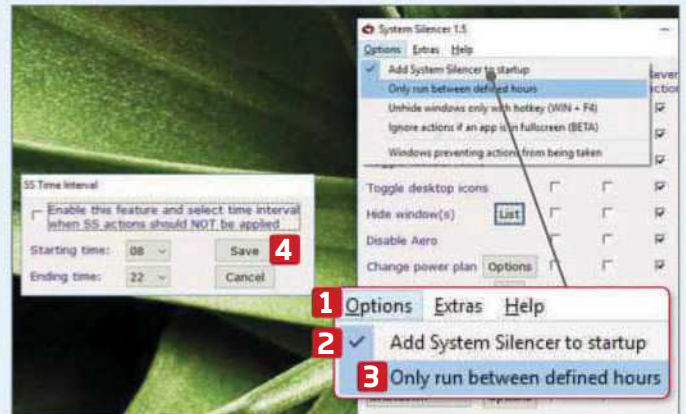
EXPERT TIP

Steve Clark says

To get the most out of System Silencer, you should group related tasks together, adapting it to complement the way you use your computer. For instance, create a setup focused on extending battery life by killing unnecessary processes, turning off the monitor and switching to a less intensive power plan when your laptop is idle; or increase your privacy by automatically hiding everything on your screen and locking the machine.



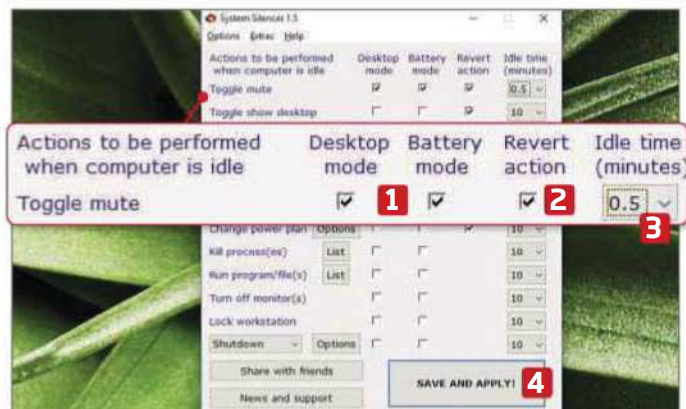
1 System Silencer features a list of actions and triggers that you set via tick boxes and drop-down menus. **2** The options include settings for power sources to help conserve your battery. 'Idle time' determines when the action is triggered **3** and 'Revert action' turns off any actions when the computer is no longer idle. **4**



2 Click Options. **1** Clicking each option in the menu activates or deactivates it – a tick denotes an active option. **2** Using the drop-down menu, click 'Add System Silencer to startup', then 'Only run between defined hours'. **3** Schedule your start and end time in the pop-up and click Save. **4** This stops the program operating outside these times.



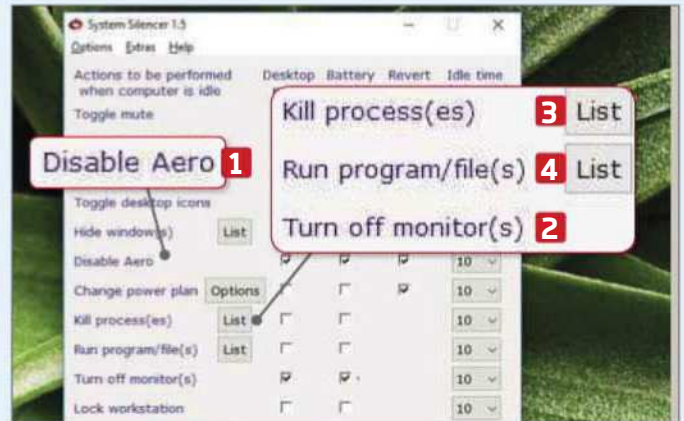
3 You can create exceptions to stop System Silencer performing tasks when a specific window is open. Go to Options and activate 'Ignore actions if an app is in fullscreen (BETA)'. **1** In the pop-up window, click 'Add window name' **3** and type the name of a window which, when open, will stop System Silencer taking over. Click 'Done'. **4**



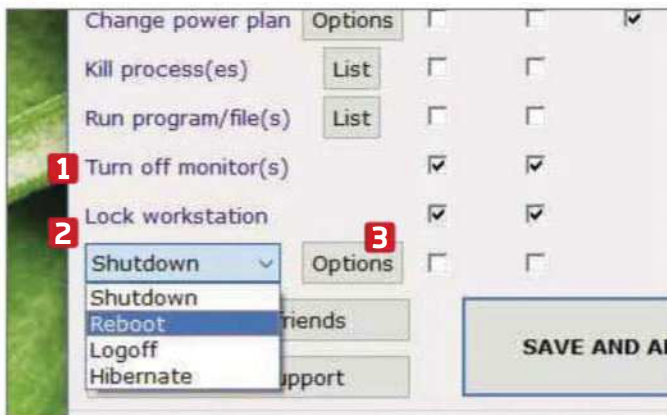
4 There's a wide range of tools at your disposal. For example, you can mute all sounds so your PC isn't beeping while you're not there. Next to 'Toggle mute', choose the power source (or select both), **1** then tick 'Revert action'. **2** Set the 'Idle time' to 0.5 minutes, **3** then click Save And Apply. **4** The program minimises to the notification area.



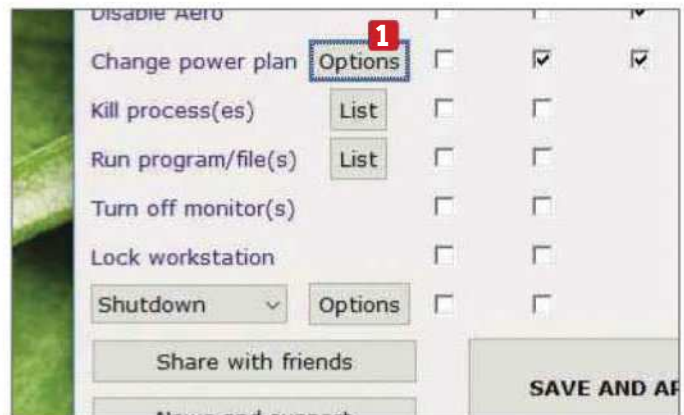
5 To create a setup that protects your privacy, tick to activate the first four 'Toggle' options. **1** Click the List button next to 'Hide window(s)', **2** then click 'Add window name' **3** in the pop-up. Type the name of any window that's currently or often open. **4** Click Done. Entering an idle state now hides everything on your screen except the desktop.



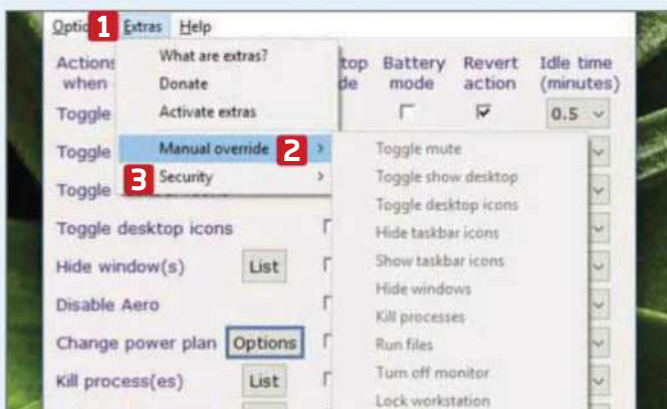
6 You can shut down processes so your PC is running unencumbered when you return. Select 'Disable Aero' **1** and 'Turn off monitor', **2** then click the 'Kill process(es)' List button. **3** Type the name of any resource-hungry processes worth closing and click OK. To run programs rather than kill them, click List by 'Run program/file(s)', **4** then 'Add program'.



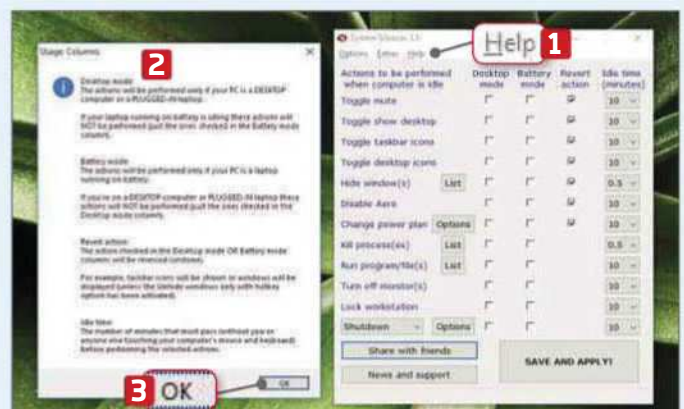
7 If you often forget to lock down your computer when you leave it, System Silencer can do it for you. First, set System Silencer to 'Turn off monitor(s)'. **1** Next, either click 'Lock workstation' or click the drop-down menu beneath it. **2** Select Shutdown, Reboot, Logoff or Hibernate, then click Options **3** to decide how the system enforces and responds to the action.



8 Switching power plans is a useful way to save your battery. You can optimise your existing power plans or create a tailored one under Power Options in the Control Panel. In System Silencer, click the Options button **1** by 'Change power plan'. A list of all power plans appears, including those created via the Control Panel. Highlight a plan and click Save.



9 System Silencer is equipped with unobtrusive additional features listed under Extras, **1** but you have to donate \$10 (around £7.35) to activate them. 'Manual override' **2** lets you stop and start tasks manually, while Security **3** offers an extra layer of defence, including passcode protection and logs that monitor activity.



10 System Silencer includes a helpful guide to its core actions and triggers, so if you get stuck, try giving these a read-through. Click Help **1** and select one of the four 'Usage' options. A new window opens providing comprehensive details of the program's terminology and functions. **2** Press OK **3** to close the guide.



Switch to a faster and safer DNS server

Your ISP runs a DNS server that turns memorable web addresses like forum.webuser.co.uk into actual IP addresses (in this case, 185.17.182.15). However, that doesn't mean it's your fastest, most secure or best option.

Switching to another DNS server can transform your online experience, providing faster internet speeds, stable browsing, better security and child-friendly content.



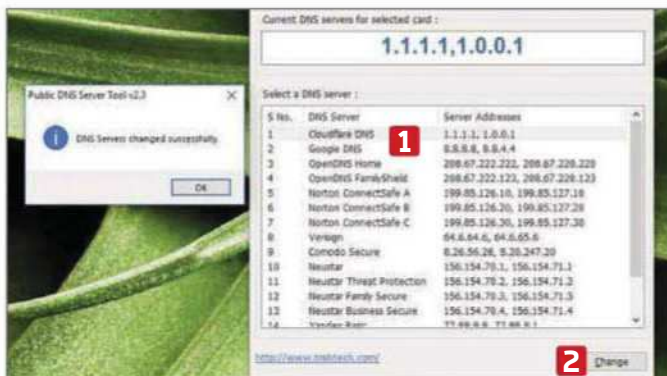
Public DNS Server Tool: bit.ly/publicdns450 | 10 mins | Windows XP, Vista, 7, 8, 10



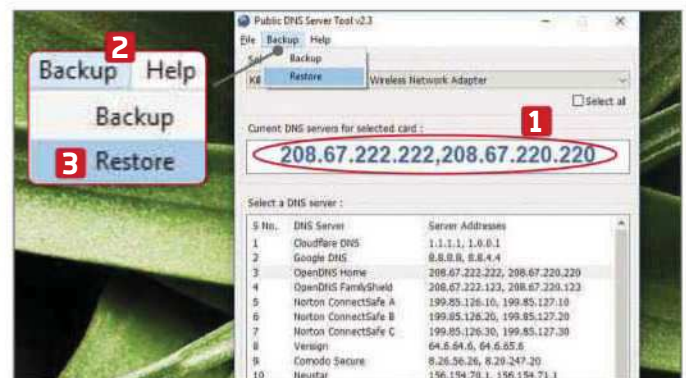
1 Download the Public DNS Server Tool (bit.ly/publicdns450). It displays your computer's Network Interface Controllers, and current primary and secondary DNS servers, alongside a list of alternatives. **1** Before making changes, click Backup, **2** then Backup again. **3** Choose a location for your file. Click Save.



2 Go to 'Select your NIC card'. If you only have one, it's automatically selected. If there's more than one, pick the one you're using from the drop-down menu. **1** Alternatively, tick 'Select all' to change the DNS server of multiple networks, including both wired and wireless options.



3 Choose a server **1** based on your needs. Google is a good all-rounder, while 'Privacy-first' servers like Cloudflare and Verisign won't flog your data to advertisers. OpenDNS, Comodo Secure and Norton ConnectSafe offer a secure setup. Highlight one, click Change, **2** then Yes to verify the switch.



4 You can change to a different DNS server on the fly – one that better suits your needs – by repeating Step 3. The switch is instant and the new DNS is displayed under 'Current DNS servers for selected card'. **1** To switch back to your original server, click Backup **2** followed by Restore. **3**



5 The Public DNS Server Tool supports 16 preset servers. To add more, type Public DNS in the search bar and open the folder. Open the 'servers' text file **1** and add the new details, precisely following the format of the existing servers. **2** Click Save **3** and restart the tool.



6 GRC's DNS Benchmark (bit.ly/grc439) tells you which DNS server offers the best performance. Click Nameservers, **1** then Run Benchmark. Once complete, click Conclusions. **2** For more tips on using the tool, see Web User Issue 412 (bit.ly/webuser412). For DNS server info, visit bit.ly/dnspro450.



Take control of Android notifications

Android notifications can get more than a little annoying, as anyone who's tried repeatedly clearing the ever-present '[appname] is running in the background' message can attest. If you're getting nagged by endless alerts,

you can reclaim space on your notification bar by blocking apps you hate, defining what you receive and when, and stealing back some peace and quiet from over-zealous alerts.

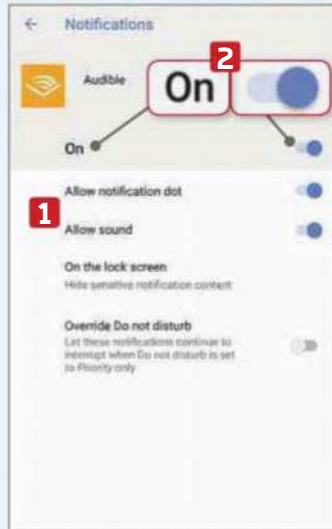
NCleaner: bit.ly/nclean450 |



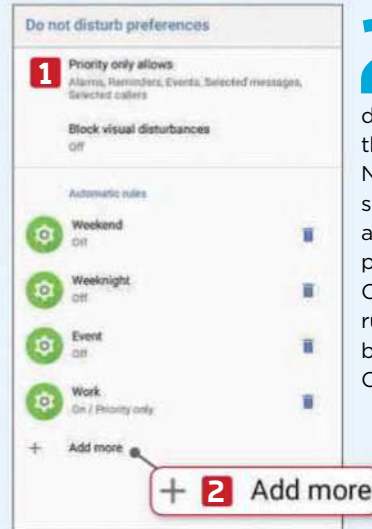
10 mins |




Android 4.3+



1 To switch off all notifications, navigate to 'Apps & notifications' in your phone's settings menu. Tap Notifications, then Notifications again. A list of apps appears. Go into each one to control its individual notification settings. **1** Toggle the On switch to Off **2** to stop all notifications from the app.



2 Android also offers custom Do Not Disturb rules. Swipe down the notification bar, then tap and hold the Do Not Disturb symbol. In the settings, tap 'Priority only allows' **1** to refine which priority alerts you receive. Click 'Add more' **2** to create rules that kill notifications based on times or Google Calendar events.



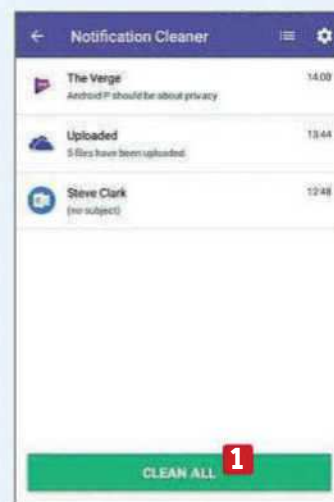
3 Apps such as NCleaner (bit.ly/nclean450) offer greater control over all your notifications – especially when running a pre-Oreo version of Android. To get started, toggle the Notification Cleaner switch to On. Now tap into Notification Cleaner and tap the cog in the top-right corner. Here, you can search and toggle which apps display notifications. **1**



4 NCleaner automatically blocks most persistent system notifications – alerts you can't always remove from the screen, such as 'USB charging this device' or '...is running in the background'. Tap into Ongoing Notification Hider to track these. To stop these messages displaying on your phone, click the eye symbol next to the notification. **1**



5 Click Notification Log. Here, you'll find the full list of phone notifications, including those not blocked by NCleaner. Review your log for any apps that need adding to your whitelist or blacklist. Notifications are logged in reverse chronological order, **1** and tapping into each alert reveals further system information. **2**



6 Once NCleaner is set up, it's time to check how many Junk Notifications the app has blocked. Pull down the notification bar, find the NCleaner alert and click Clean to open the full app. Press Clean All. **1** After a brief animation, the app will clear all notifications.

Weekend Project

Get to grips with some serious tech tinkering to boost your computer and other devices



How to...

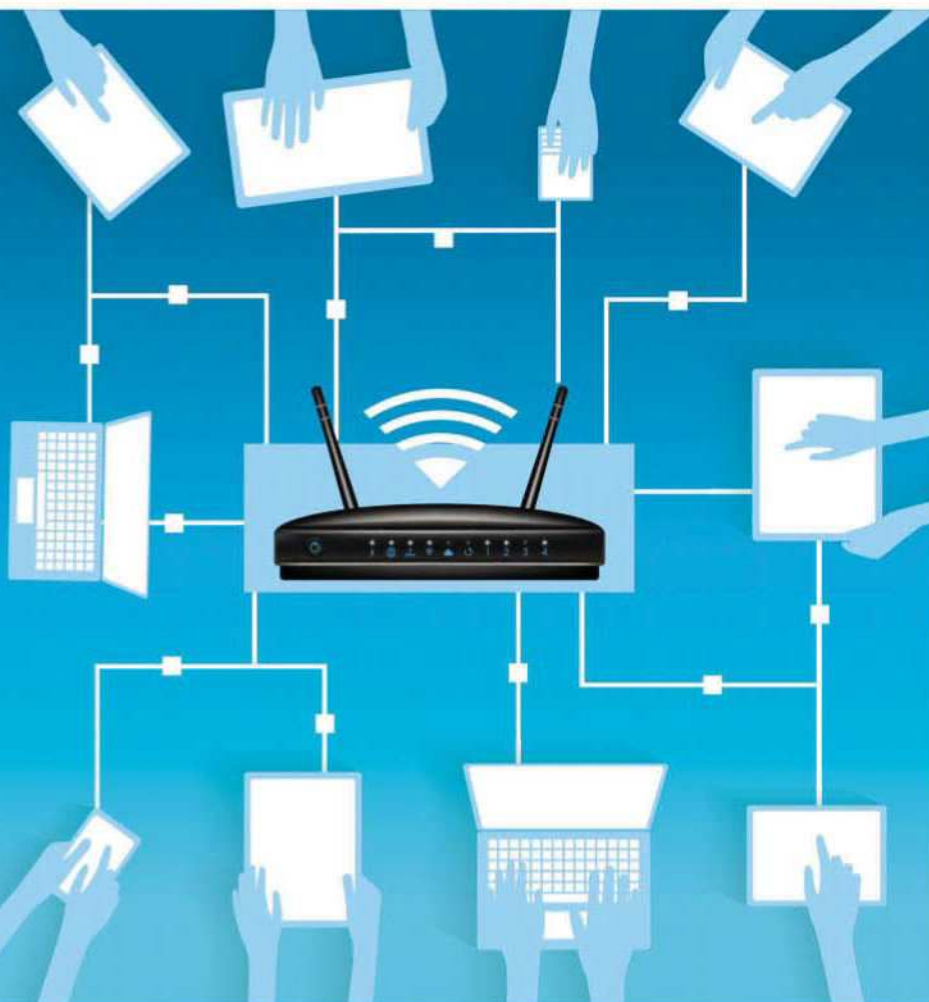
Upgrade your hardware to match your Wi-Fi

Wayne Williams shows you how to ensure that your devices are getting the full benefit of your router's power

One of the best ways to improve your Wi-Fi coverage is to upgrade your router. This is especially true if you still have an 802.11n model. First introduced in 2009, the old standard offers speeds of up to 600Mbps but its successor, 802.11ac, can deliver up to 1,300Mbps, which offers a vastly improved signal strength.

The catch, however, is that you need 802.11ac-compatible devices – laptops, set-top boxes, smartphones and the like – to benefit from the improved speed and coverage offered by your new router. Anything that doesn't support the new standard will only receive speeds comparable to 802.11n

Thankfully, it's often easy to upgrade older devices to enjoy the benefits offered by an 802.11ac router. In this Weekend Project, we show you how.



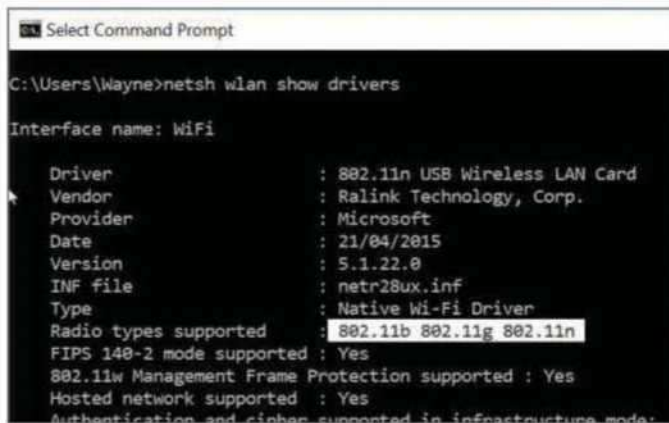
Are your devices compatible with 802.11ac?

The 802.11ac standard was widely adopted when it arrived in 2014, so most newer hardware supports it. The easiest way to find out whether your smartphone or tablet is compatible is by checking its specifications on the manufacturer's website or the device's packaging, if you still have it.

Finding out whether your PC supports 802.11ac is even easier. If you don't want to get too technical, you can open the Device Manager (start typing device manager into the search box on the taskbar and click it when it appears in the list), find your network adapter and search for information about it on the web. Alternatively, type `cmd` into the search box on the taskbar and click

Command Prompt when it appears.

In the window that opens, type `netsh wlan show drivers`, then press Enter. Scan down the list of details to where it says 'Radio types supported'. This will list the different Wi-Fi standards your network adapter supports. If your PC is fairly new, 802.11ac should be listed. If the computer or wireless adapter is a few years old, you may only see '802.11b



Find out which Wi-Fi standards your wireless adapter supports using the Command Prompt



D-Link's ball-shaped wireless adapter isn't very portable but it offers fast Wi-Fi speeds

802.11g 802.11n'. If that's the case, you'll need a new adapter to make the most of your router's abilities.

If your tablet or mobile phone doesn't support 802.11ac, then the only option is to replace it with one that does.

Upgrade your laptop's wireless capabilities

If you have an older laptop that only supports 802.11n, you can bring it up to date by installing a new 802.11ac adapter. That may sound tricky and expensive, but it's actually neither. You can pick up an 802.11ac USB adapter from Amazon for between £7 and £15. Just plug this tiny device into your laptop and, once it's installed, you'll be able to connect to your 802.11ac router and enjoy the speed benefits. The downside is that it uses up a spare USB port and sticks out a little bit.

The TP-Link Archer T1U Wireless Nano USB Adapter is small but does a good job of improving your Wi-Fi



Cheaper, smaller models tend to only work on the 5GHz band, which is the speedier, less congested band. The Archer T1U Wireless Nano USB Adapter from TP-Link (bit.ly/tptu450) is a good example and offers wireless data-

transmission rates of up to 433Mbps. It's priced at £15 on Amazon.

If you want faster speeds, you could consider using something like the Archer T4U wireless dual-band USB adapter (bit.ly/tptfu450) instead. This costs around £30, but works on both the 2.4GHz and 5GHz bands and offers transmission rates of 400Mbps on the former and 867Mbps on the latter. It's noticeably bigger though, and sticks out a lot more, so you'd need to only plug it in when required.

For even faster internet, there's the Archer T9UH (bit.ly/tptnuh450) which uses the AC1900 standard (600Mbps on 2.4GHz band and 1,300Mbps on the 5GHz band) for £40. D-Link's DWA-192 AC1900 Ultra Wi-Fi USB Adapter is £45 (bit.ly/dldwa450), but it's a stylish, spherical device that connects via a USB cable and uses similar technology to the T9UH.

As an alternative, you might be able to delve inside your laptop and swap out the built-in network adapter. Just be



MINI WORKSHOP | Install a new Wi-Fi card in your PC



1 Earth yourself before you start. The Archer T6E comes with detachable antenna and a smaller back plate. If you have a slim case, you can unscrew the existing back plate on the card and replace it with this one. Shut down your PC, switch it off at the wall socket, open the case and locate a spare PCI Express slot on the motherboard. **1**







2 Remove the metal cover for the slot on the back of your PC and carefully insert the new adapter into the PCIe slot. Push down until it clicks into place. Screw in the two detachable antenna **1** and point them roughly in the direction of your router. You can adjust them to improve the signal.



3 Reassemble your case and turn on your PC. Windows should detect the new hardware and install the required drivers. You can also install the drivers and utility via the supplied CD. Connect to your router using either Windows' Wi-Fi tool or the TP-Link Utility. With the latter, find your network and click Connect. **1**

Broadband Deals

Call **FREE** on 0800 083 2357 to switch your broadband

	Provider	Package name	Monthly price	Contract length	Broadband speed	Allowance	First-year cost*
1		TalkTalk: Broadband	£27.00 (£17.00 for 12 months)	12 months	17Mbps max speed	∞ unlimited	CHEAPEST £204.00
2		Sky: Broadband	£30.00 (£18.00 for 12 months)	12 months	17Mbps max speed	∞ unlimited	£216.00
3		EE: Broadband	£30.00 (£21.50 for 18 months)	18 months	17Mbps max speed	∞ unlimited*	£258.00
4		Virgin: Broadband	£40.00 (£29.00 for 12 months)	12 months	50Mbps max speed	∞ unlimited*	£348.00

Terms & Conditions apply - see ISP sites for details

* Fair-usage or restriction policy applies.

Data supplied by www.broadbandgenie.co.uk. Correct as of 18 May 2018.

Ofcom

Broadband Genie's helpline is powered by Simplify Digital, the Ofcom-accredited switching service

In the next issue of our sister title Computeractive...

**SNEAK
PREVIEW!**

Computer active

SECRET WINDOWS TRICKS...

...You'll wish you'd learned years ago!

- Create mouse shortcuts for your desktop

PLUS: Erase 30GB of junk Microsoft dumped on your PC

Subscribe at www.getcomputeractive.co.uk

- Change your email address: expert guide

- Fix problems with the Windows 10 April Update

**On sale
Weds
12 June**




aware that this is a lot more complicated. Laptops typically use either a PCI Express Mini (Mini PCIe) card or the smaller M.2 (or NGFF) wireless card – your model could even have both slots. If you can open your laptop and access the adapter, then you might be able to replace it with a newer 802.11ac-compatible card. However, upgrading a laptop tends to be harder than upgrading a desktop because components are often soldered to the motherboard, and some laptops are pretty much filled with glue, which makes upgrading them all but impossible.

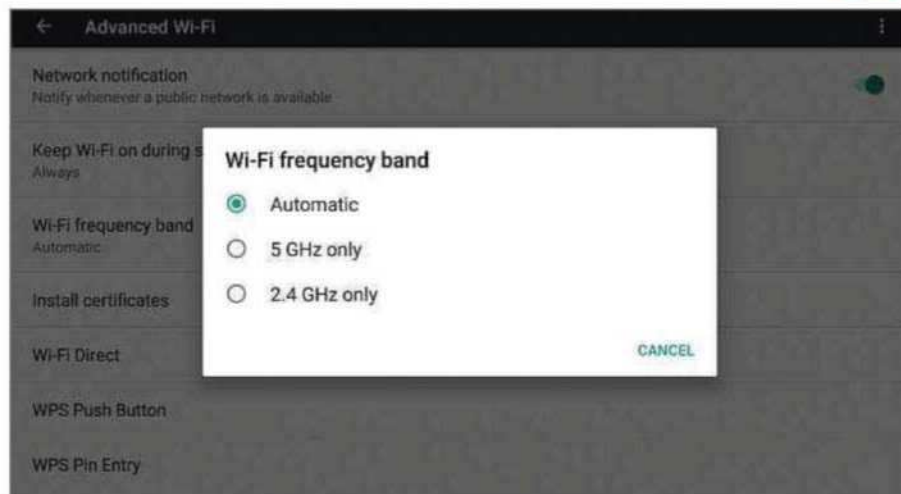
Upgrade a desktop PC

As described in the section above, there are several USB adapters you can plug in to upgrade your desktop PC's Wi-Fi. However, it's much easier to open up a desktop PC than a laptop, so you may want to install a PCI Express card such as the Archer T6E from TP-Link (bit.ly/tpte450) which costs around £35 on Amazon. This card promises Wi-Fi speeds of up to 1,300Mbps (867Mbps on 5GHz band and 400Mbps on 2.4GHz band) and has two external antenna that you can reposition to ensure the best connection to your router. D-Link's DWA-582 wireless AC1200 dual band adapter is similar, and costs £34 (bit.ly/dlidwa450).

We show you how to install an internal



TP-Link's Archer T6E PCI Express adapter promises up to 1,300Mbps Wi-Fi speeds



You can force some Android devices to connect to the faster 5GHz band

Wi-Fi expansion card in our Mini Workshop on page 59.

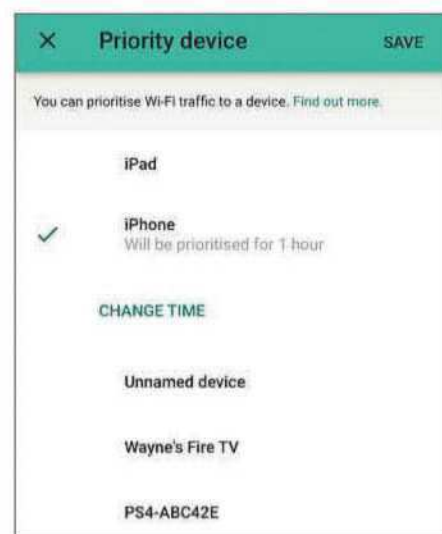
Use the correct bands

802.11ac routers broadcast on two separate frequency bands – 2.4GHz and 5GHz. By default, newer devices such as smartphones automatically connect to what they view to be the best band. This is likely to be 5GHz because it's less congested and supports higher maximum data rates, making it ideal for tasks such as streaming audio or video.

If you have an Android phone or tablet, you can force it to use the 5GHz band by going to Settings and selecting Wi-Fi. Tap the three-dot menu in the top-right corner and select Advanced. Tap 'Wi-Fi frequency band' and, in the box that opens, tap '5GHz only'. Some phones, like those from OnePlus running Android Oreo, no longer offer this feature, which is a shame. Apple's iPhones automatically choose the best band for you.

Prioritise a device

You probably have a number of devices connecting to your router, fighting it out for a share of the available bandwidth. If you want one device to have priority, such as the streaming box that sends video to your TV, then you can manually



Google Wifi lets you prioritise Wi-Fi traffic to any connected device for up to one hour

disable other less important devices.

Some routers do this job for you, by offering a QoS (Quality of Service) setting, which gives priority to specific types of internet traffic, such as streaming video. To use QoS, log into your router (refer to the manual, the manufacturer's website or Setup Router – setuprouter.com – for instructions on how to do this) and look for a QoS option under Advanced settings.

You might also be able to prioritise a particular connected device. In the Google Wifi app, for example, you can go to the Shortcuts section, click Priority Device and pick the one you want from the list. This will prioritise Wi-Fi traffic to that device for one hour, or until the option is deselected. The app can also measure the speed of your various devices, so you can identify those with the slowest connections. ■

SUBSCRIBE NOW!



Subscribe to **Webuser** today and save on the single issue price.

Each issue of **Webuser** will be delivered directly to your device each fortnight.

SEE NEXT PAGE FOR SET-UP INSTRUCTIONS

▶ HOW TO SUBSCRIBE...

...on an iPad or iPhone

- STEP 1** Return to the [Web user library](#)
- STEP 2** Choose your subscription term and tap twice on the 'price' box
- STEP 3** Choose whether to create an optional [PixelMags](#) account
- STEP 4** Enter your [Apple ID password](#) to confirm



...on a Kindle Fire

Kindle Fire subscriptions come with a [FREE](#) one month trial.

- STEP 1** Tap '[Free Trial Subscription](#)' in the [Web user library](#)
- STEP 2** Chose your subscription term from the drop down menu on the popup that appears
- STEP 3** Tap '[Subscribe](#)'



...via the Zinio app

- STEP 1** Search for [Web user](#) via the search box in the [Shop tab](#)
- STEP 2** Tap the '[Subscribe](#)' button
- STEP 3** Choose whether to create an optional [Zinio](#) account
- STEP 4** Enter your [Apple ID password](#) to confirm



**Subscribe to *Web user* today and
save on the single issue price**



Web User Masterclass

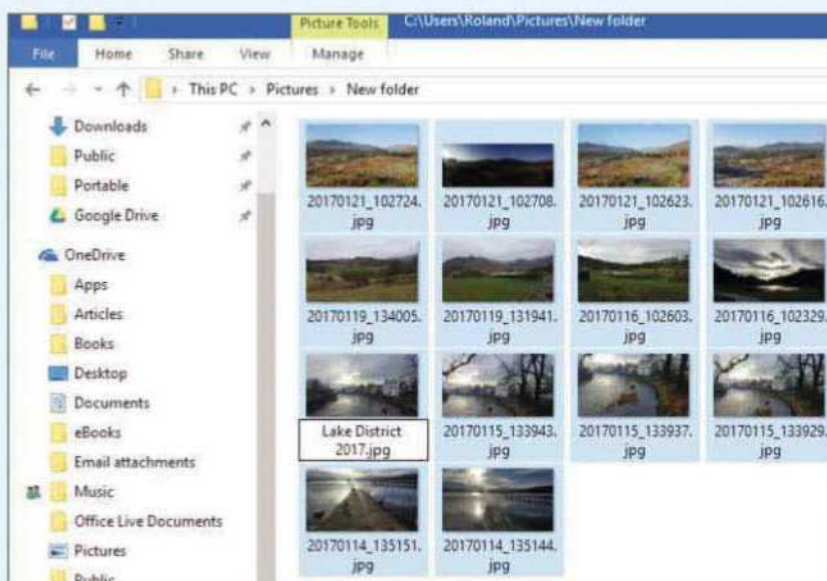
Automate repetitive Windows tasks

Bulk rename lots of files in one go

Sometimes files imported to your PC, such as photos from a camera or phone, have meaningless filenames made up mostly of numbers. They may include a date, if you're lucky, but this isn't always the case.

It's good practice to be organised and give your files recognisable names. Click the first file and Shift+click the last, or hold down Ctrl as you click to select individual files. Right-click the first file and select Rename. Every selected file is given the same name, but with a number in brackets, such as 'Trip to France (1).jpg', 'Trip to France (2).jpg' and so on. You can bulk rename any group of related files to make them easier to identify as a group.

If you decide you don't like the new filenames, just press Ctrl+Z to undo the bulk rename – the name of every file will be restored to its original.



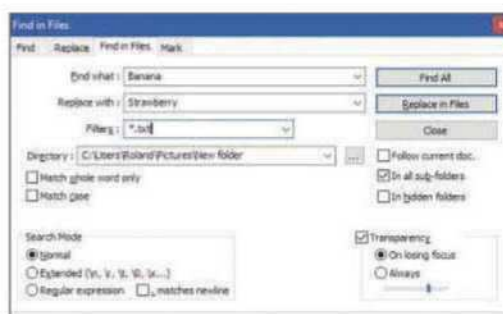
Select multiple files and rename one to give them all a new title

Sort before renaming

When you bulk rename your files, they are numbered in the order in which they are currently sorted, so you can choose to rename photos by date, videos by size, music by artist and so on. To sort your files by a specific criteria, right-click an empty space in Explorer and select 'Sort by', then choose from Name, Date, Type, Size and so on.

Replace text in multiple files

Suppose you have a lot of text files or word-processor documents, and you need to edit a specific piece of text in each one, such as a name that you've misspelled. It would be tedious to open



Notepad++ can find and replace text across multiple files

each file, find the text, change it and save the updated document. Instead, you can automate the task.

Notepad++ (bit.ly/np450) is a free text editor that's like a supercharged version of Windows Notepad. The Search menu has the option 'Find in Files'. You don't need to open the documents and it works with plain-text files such as TXT and RTF, even if these were originally saved in a word processor such as Microsoft Word. Use the Filter option to limit the search-and-replace to certain file types, such as *.txt or *.rtf.

Bulk uninstall software

Windows only lets you uninstall one program at a time, but third-party uninstallers can handle more. IObit Uninstaller 7 Free (bit.ly/iob450) lists all the software installed on your PC with tick-boxes next to each item. Tick all the apps you want to remove and click Uninstall. It cleans up leftover files and Registry items, too. Just make sure to read the options carefully when you install it, so you don't inadvertently download unwanted additional software.

Speed up your typing

If you find yourself repeatedly typing the same phrases, you can save time and effort by creating shortcuts that automatically expand to the full text. For example, you could define brb as 'be right back', or ys as 'Yours sincerely, Bob Smith'.

Go to (bit.ly/autote450) in Chrome and install the Auto Text Expander add-on. It displays the configuration page after installation but you can access it at any time by right-clicking

If you see words that look like they've been typed in a typewriter, follow the instructions and type them exactly as they appear, paying close attention to spaces and punctuation.



the toolbar button and selecting Options. There are six example phrases, but more than 500 can be created. Just enter the shortcut and the text it should be expanded to.

Auto Text Expander works in most places in Chrome, including Gmail, where you could create email responses that require just a couple of keystrokes.

Google Docs typing shortcuts

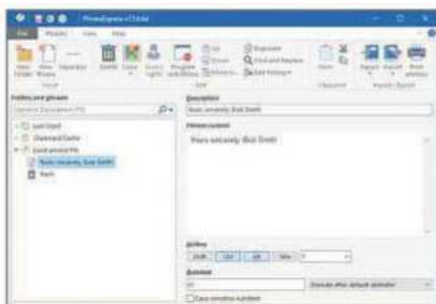
Google Docs has a built-in tool that saves time and typing. Go to Tools, Preferences and tick the box next to 'Automatic substitution'. The default settings are for replacing fractions and symbols, such as ½ and ©. However, you can also add your own substitutions. Type the shortcut in the Replace box and the text it is to be expanded to in the With box.

Use a text expander

PhraseExpress (www.phraseexpress.com) is a more powerful text expander that turns hotkeys and abbreviations into longer text as you type. Right-click the PhraseExpress icon in the notification area on the right of the taskbar and select Edit Phrases to open the main window.

Click the new Phrase button in the toolbar and enter the replacement text in the box on the right, such as a standard email reply or phrase you often type in other programs. Below this, define a keyboard shortcut or abbreviation, such as 'brb'. Pressing the shortcut or typing the abbreviation replaces it with the full text.

The download includes a free trial of the full app but it morphs into a freeware version with slightly fewer features when the trial ends.



Create shortcuts to longer phrases of text using PhraseExpress

Record spreadsheet macros

Google Sheets can record any number of actions and play them back as a way of creating automated tasks. Go to Tools, Macros, 'Record macro'. Every action, such as entering numbers or formulae, formatting cells and so on, is recorded until you click Save. Replay those actions by selecting them on the Tools, Macros menu.

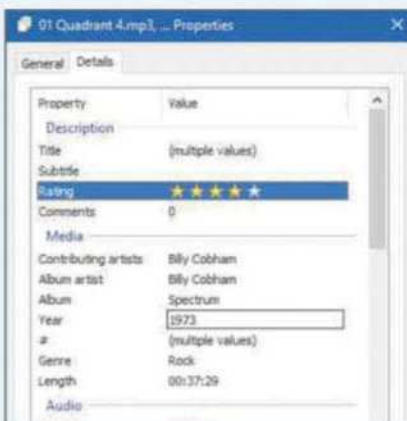
TAKE IT TO THE NEXT LEVEL

More advanced tips for when you're feeling brave

Edit MP3 tags

MP3 music files contain embedded information about the artist, album, music genre, year of release and more. Windows lets you edit these details to add more information or to make changes if you think it's wrong, but this is a tedious and repetitive task, particularly if an album contains a lot of tracks. Thankfully, there is a quick way: select all the MP3 tracks by clicking the first file and Shift+clicking the last, then right-click a file and select Properties. Go to the Details tab where you can add and edit MP3 tags and the star rating.

The first time you make a change, all the MP3's tags are wiped. The second time, the information is applied to all the selected files. It seems like a bug to us but the trick is to do it once to erase existing tags, or twice to enter new MP3 tags.



Select multiple MP3 files and edit the tags in the properties window

Batch process images

Photos often benefit from some tweaking and enhancing, and this can be carried out on several images simultaneously. For example, you may have a series of images that need rotating, are too dark and have to be resized so you can share them via email. XnConvert (bit.ly/xnc450) is the ultimate automation tool for processing photos and it can apply more than 80 different actions to multiple photos in a huge range of file formats (over 500 are supported).

Install the free app or unzip the portable version and run it. Drag your photos from an Explorer window and drop them on the Input tab, then switch to the Actions tab and add an action, such as Image, Resize. The



Batch process photos and apply over 80 actions using XnConvert

options let you set the size, the resample process, whether to keep the aspect ratio and more.

Click the arrow in the top-left corner to hide the options, then add another action – such as Exposure – and configure the settings. Add more actions if you need them. After setting all the actions, click the Output tab, choose where to save the modified images and select which file format to use. When everything is set, click Convert to apply all the actions to all the photos.

Make your own automation

IFTTT (ifttt.com), which stands for If This Then That, is an automation tool that performs repetitive tasks automatically. Sign up at the website or install the app on your mobile device – your account can be accessed from anywhere.

Log in on your PC or open the app on your mobile device and create a new applet. An applet consists of a trigger and an action. First, click the plus and select a service, then select a trigger. Now click the plus again, select a service and choose an action.

An example could be to automatically post to Facebook whenever you tweet to Twitter, or to automatically save photos you post on Facebook to a Google Photos album. Explore the triggers and actions and combine them to automate tasks.



Use IFTTT to create applets that automate various actions

Ask the Expert

Roland Waddilove, computer programmer and PC journalist since 1981, answers all your technical questions. Email us for help at webuser@dennis.co.uk



ONLINE STORAGE

Retire unused online storage

Q I received an email stating that my web storage had expired but that I could press a button to get 10% off renewal. First, I do not have any web storage; and second, I read that this storage is free. The email said my storage will be deleted after 30 days. I have not pressed any buttons and I have removed the email.

Brian Appleby, via email

A Asus WebStorage (www.asuswebstorage.com) is an online drive, like Dropbox and OneDrive, where you can store files to access them on other devices. You can back up your PC's files, share them with others and more. Sign up and you get



Asus WebStorage is an online drive offering 5GB of space for free

5GB of storage for free.

At one time, if you bought an Asus PC or laptop, you got 32GB of storage for three years, and this may still be the case. Did you buy your PC three years ago? It sounds as if the offer just expired. If you had stored any files on the service, you could have retrieved them before the expiry date or paid to maintain the service, but since you've never used it, you can safely ignore it.

the iPad's screen and to create signs. Apple's free Keynote app can be used to create slideshows that contain text, images, drawings and more. If you're familiar with Microsoft's PowerPoint on the PC, you'll have no trouble using the iPad app to create slides.

There are numerous photo-editing and drawing apps that also do the job, such as the excellent Adobe Photoshop Express:Editor (bit.ly/adob450).

SOFTWARE

Install IObit software safely

Q When I try to install IObit Driver Booster 5 Free, McAfee tells me it's unsafe. Is this true?

Jim Guild, via email

A Some security programs regard Driver Booster as unsafe, while others have no problem with it. Free software sometimes comes bundled with other free programs that you may not want (Potentially Unwanted Programs or PUPs). IObit uses this trick to finance its free software, either by taking payments from other companies to bundle their program into its installer, or by including a trial to one of its own paid-for programs.

If you click the big red Install button after downloading an IObit program, you're likely to get one or more extra programs along with the software you meant to install. You should instead click the Custom Install link below so you can opt out of the extras.

Read every screen carefully - IObit is trying to confuse you into clicking the wrong thing because that's what drives the company's income. But remember, if IObit wasn't making any money from unwary users, its free software probably wouldn't be available and, especially in the case of Driver



Use the Custom Install option to avoid PUPs

iOS

iPad questions answered

Q I've been given a second-hand iPad and would like to know whether I can and should clear the cookies, history, temporary files and so on in Safari. What software should I use to scan for viruses and malware?

Also, how do I write text on the screen, like those signs that drivers hold up when meeting people at airport arrivals? How would I change font size, use reverse text (white on black) and so on?

Notes doesn't seem to have any writing options. Are other writing apps available?

David Collins, via email

A There are a couple of ways to clear your browsing history in Safari. Tap the

book icon in the toolbar, press the History tab (clock icon) and tap Clear at the bottom. You can choose to remove data for 'The last hour', Today, 'Today and yesterday' or 'All time'.

For advanced options, go to Settings, General, iPad Storage, Safari, Website Data. This lists the websites visited according to how much storage they use. Tap Edit in the top-right corner and delete individual sites by tapping the red button next to them. You don't have to clear your browsing history and data unless you want to hide recent online activities, and clearing it may remove your login details and preferences for certain sites.

Apple tightly controls the apps in its store and makes it impossible to install them from elsewhere, so iPads don't need antivirus or antimalware scanners. There are iPad security apps, but these are mainly concerned with managing devices and privacy. In short, don't worry about viruses and malware, and focus instead on avoiding phishing and online scams.

There are many ways to show text on



Clear your Safari history from the iPad's sidebar



Booster, we'd miss it.

We think McAfee is being over-cautious labelling Driver Booster as unsafe, so just take care to avoid the PUPs when you install IObit's software. If you use Driver Booster, we'd advise you to create a backup before you start, and update only one driver at a time. If you update 20 drivers and something goes wrong, you won't know which one is causing the problem.

GENERAL PC

Sharing photos between Windows and iOS

Q I have two problems that relate to Windows 10 and my iPad. Automatic upgrades seem to have made iTunes unstable when downloading folders of photos from Windows 10 to albums on my iPad. Instead of going to the albums, the images now go to the Photos section. Is there any alternative software I can use to download folders from Windows 10 to albums on my iPad?

The second problem is that my photos fall out of numbered sequence when transferred to an iPad album. I know that Apple arranges photos in date order but is there software that will keep my photos in my preferred sequence?

Brian Dingle, via email

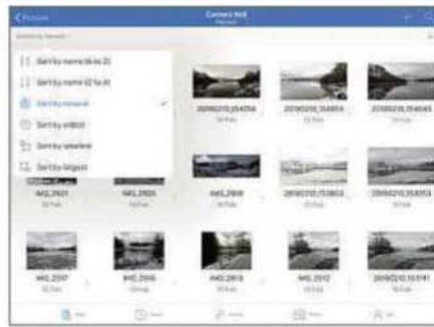
A To sync photos and albums between Windows 10 and an iPad, it's best to use software that's compatible with both. For example, you could store your photos in the OneDrive Pictures folder, organised into subfolders by date or subject. The Windows 10 Photos app automatically reads photos on OneDrive.

The OneDrive app is also available for the iPad, and photos can be browsed very easily. Tap a photo to see a larger version and tap again to make it full screen. Swipe left and right to browse through photos, just like in the Apple Photos app. The images can be sorted by name, newest, oldest, smallest or largest, and you can browse them in whatever order you choose.

No space is required on the iPad because it's all stored online but you may need to pay for more space on OneDrive. It costs £1.99 a month for 50GB or £5 a month for 1TB of space, but for that you also get a subscription to Microsoft Office.

Google Photos stores an unlimited number of photos up to 16 megapixels for free. The app works well on the iPad and, because your photos are online, they don't take up space on the device.

Photos can be accessed online at



OneDrive on the iPad is a good way to view the photos stored on your PC

photos.google.com, in the Photos app on the iPad, and on the PC's hard drive if you install Google Backup and Sync (bit.ly/goo450). Photo albums, slideshows, animations and special effects can be created online or in the app.

GENERAL PC

Automatic update issue

Q I have Windows 10 Home on my Asus netbook and whenever I start it, Windows Update wipes away the data and tries to install a 13GB update. Is there any way to disable it?

Jaise Jose, via email

A Windows 10 updates can be put off for a time but they can't be disabled permanently. There are a couple of techniques you could try.

First, open Settings (Windows+i) and click 'Network & Internet'. Select Wi-Fi on the left and click your Wi-Fi connection on the right. Click the switch to set it as a metered connection. This limits Windows' usage of the internet. Go back to the start of the Settings app, choose 'Update & Security' and click 'Advanced options'. Turn off 'Automatically download updates, even over metered connections' and turn on

Pause Updates. This will put the problem off for a while.

To fix the problem permanently, click Start, open the Windows Administrative Tools folder and click Disk Clean-up to scan the hard drive. When the window appears, click the button to clean up system files. Tick every box and click OK. Start typing **command prompt** into the Windows search box and, when it appears, right-click Command Prompt and click 'Run as administrator'. Enter the following commands, pressing Enter after each one. They can take an hour or more to run depending on your PC's specification:

```
sfc /scannow
DISM.exe /Online /Cleanup-image /scanhealth
DISM.exe /Online /Cleanup-image /Restorehealth
```

Open the Control Panel (by typing **control panel** into the search box and clicking it when it appears) and click Troubleshooting. Click 'View all' and run Background Intelligent Transfer Service and Windows Update. If a problem is found, let the troubleshooter fix it, then run it again until there are no more problems found.

Open an elevated Command Prompt again (right-click and choose 'Run as administrator') and enter the following commands:

```
net stop wuauaserv
net stop bits
rename c:\windows
SoftwareDistribution
SoftwareDistribution.bak
net start wuauaserv
net start bits
```

Restart Windows. Hopefully this will fix whatever problem Windows Update has and will stop it constantly downloading updates.

HARDWARE

Silence a noisy laptop

Q My laptop has developed a strange fault and is sometimes very noisy. It also blows out hot air like a hair drier. What should I do?

Peter Davies, via email

A A build-up of dust may be causing overheating and making the fan run at maximum to expel the hot air that's being created. Try using a vacuum cleaner hose on any air



The 'High performance' power plan can make your PC's fan blow hard

vents to suck out the fluff. The power plan can also affect the fan. Open Power Options in the Control Panel and select 'Power saver' or Optimised.



This fortnight Roland has been exploring the new Gmail interface and trying out the add-ons available for it

Your Top Tips

Our pick of the best advice from our readers. To get help or offer it to others, visit forum.webuser.co.uk



TOP TIP

MOBILE

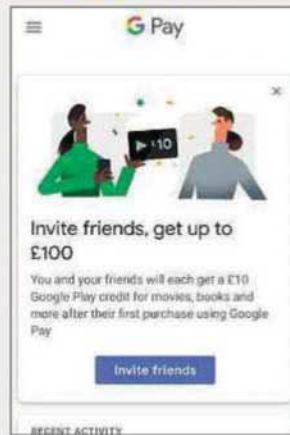
Get free money

Google Pay on Android sometimes has special offers – for example, the current one can earn you up to £100! If you haven't yet set up Google Pay on your Android phone, ask a friend to invite you; or if you know someone with an Android phone who doesn't have Android Pay, invite them. Both you and your friend receive £10 to spend in the Google Play Store and you can invite more people to earn more money. I don't know how long this offer will last, so grab it while you can.

Jon Tudor, via email

Open Google Pay to see offers like this one

Back Issues disc winner



is that you can only cast one tab at a time. If you switch tabs, you have to stop casting the previous tab and start casting from the one you've switched to by clicking the menu again.

Mike Ellis, via email

VIDEO

Unlock secret YouTube tools

Open the sidebar in YouTube and scroll down to the bottom. The 'Test new features' link takes you to TestTube's experimental new tools. When I looked, there was a new design for YouTube and links to 4K videos, some at 60fps (frames per second). That's too much for my PC to handle it, but it's useful to know.

David Peters, via email



Try new features on the YouTube site by visiting TestTube

GENERAL PC

Disable Windows 10 notifications

I find the incessant ping of Windows 10 notifications distracting while I'm working, so I hunted down a way to turn them off. Go to your System Settings (press Windows+i), select System, then click 'Notifications & actions' and switch off the top option to 'Get notifications from apps and other senders'. If you'd rather just turn off notifications for specific apps, keep scrolling down to a list of apps, each with its own Off switch.

Dan Kennedy, via email

various settings. Use the three-line icon in the top-left corner to see more options, then open the Advanced menu by clicking the little down arrow. One of the most useful items is the Language section where you can set the browser's language and have it spellcheck in both English (United States) and English (United Kingdom). It's worth having an explore to see what else you can do.

Madeline, Web User Forums

TV

Display browser screen on a TV

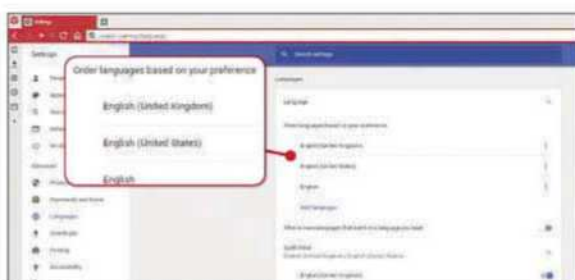
I remember the hoops I used to have to jump through to stream videos and movies from my computer to the TV, but it is so easy now. Just plug a Chromecast dongle into your TV, set it up, then click the menu button in the Chrome browser on your PC and click cast. Select the Chromecast and the browser screen should appear on your TV.

If you use Google Docs or Microsoft Office Web apps, click Cast on Chrome's menu to turn your TV into a big-screen monitor. Your browser window is mirrored on the screen and, if you have a wireless keyboard and mouse, you can browse the web from the comfort of your sofa. The only irritation

BROWSERS

Discover advanced Vivaldi settings

The Vivaldi browser has extra settings other than those in its 'Tools and Settings' menu. Type `vivaldi://settings` into the address bar and press Enter to see a new page with



Vivaldi's chrome://settings page contains extra settings

SOCIAL NETWORKING

Find old posts and comments

I'm a member of many Facebook groups and I sometimes forget which group I have posted comments in. To find out what you said, and when and where, click the down arrow in the top-right corner of Facebook and click 'Activity log'. All your posts and comments are shown in chronological order, with the group name displayed. Hover your mouse over one to see the date and time. Use the search box at the top to find previous comments.

Alan Wright, via email

GENERAL PC

Safely eject USB drives

If you don't want to use Windows to eject a USB drive, I can recommend



Set up a shortcut to eject disks

a portable alternative called 'USB Disk Ejector' (bit.ly/eject450). So long as you're running Windows XP or better, it should run on your PC (I'm running Windows 7 and it works fine). The tool can be run from the command prompt and lets you set up shortcuts and hotkeys for ejecting drives. This is really handy when the Windows tool doesn't want to work properly.

Jim Bruhn, via email

GOOGLE

Show page titles when searching in Chrome

We've all been there: You start searching Chrome for a web page you've visited previously but when the suggestions list populates, you can't tell which one you're looking for. Ever since I started using Chrome, I've spent ages (okay, more like seconds) clicking individual suggestions until I've found the right page. To save time, type `chrome://flags` in the address bar, press Enter and switch Omnibox UI Vertical Margin to Enabled. When you relaunch the browser, Chrome will add actual page titles above the suggestions it makes when you type something in the search box.

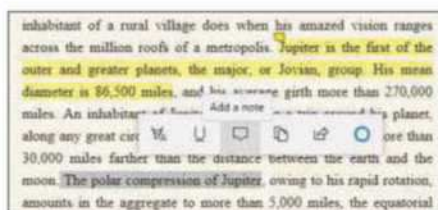
Roger Kenwood, via email

BROWSERS

Highlight and annotate PDFs and ebooks

I use Chrome to browse the web in Windows 10 but I like Edge as a PDF and ebook reader because it lets you highlight text and add notes. Click and drag over some text and a toolbar appears above your selection, with options to choose the highlight colour or click the speech bubble to add notes. If text is already selected, you can right-click it to bring up a menu with all the options for highlighting, notes and so on. As far as I can tell, I think this appeared in the Windows 10 April 2018 Update.

B Morris, via email



Edge lets you use highlighters and save notes when reading PDFs and ebooks

GENERAL PC

Change your folder icon colours

Folder icons are boring, so I was over the moon to find that there are programs that let you brighten them up. My favourite is Folder Marker (bit.ly/foldermarker450). It's really easy to use – just right-click your folder and click Change Folder Icon to see a choice of colours. I find it useful to colour-code folders to increase my productivity.

Caleb O'Donnell, via email

BROWSERS

Move Chrome tabs between PC and phone

It's frustrating when I'm on a web page on my phone but then can't find it when I'm on my PC at home. Here's a quick fix: if you log into Chrome on both devices, Google activates Chrome Sync. To stop it syncing anything other than web pages, go into the settings and switch off everything except History and Open Tabs. When you want to pick up where you left off, open Chrome, click the three-dot menu and select 'Recent tabs'. To finish browsing on your desktop, open Chrome and go to History, Recently Visited.

Bernard Eldon, via email



Keep tabs on your tabs with Chrome Sync

MOBILE

Get a front-facing flash for your photos

My phone doesn't have a front-facing flash, so taking selfies at night was a real pain until a friend of mine pointed me in the direction of Selfie Flash (bit.ly/selfie450). Now, when I open the front camera, the screen is overlaid with a bright white circle that helps light the selfie subject (me!). It's worth checking out if you don't want to miss an important shot, just because it's a bit dark.

Caroline Linsen, via email



Use this app to light up your selfies

WINDOWS 10

Check what drivers your computer updated

If, like me, you've recently had problems with your Windows 10 computer, you can check which drivers have been updated by opening your PC's Settings menu (Windows+i) and clicking the 'Update & Security' option. Look for 'Update status' in Windows Update, then find the option to 'View installed update history.' Next, click the arrow key under 'Update history' and select Driver Updates. You can now find out exactly which drivers have been installed on your PC.

Clint Lowe, via email

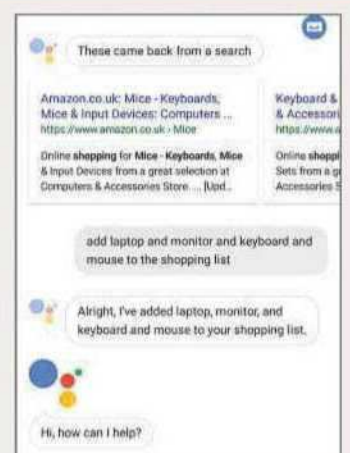
BLUNDER OF THE FORTNIGHT

GOOGLE ASSISTANT

Add multiple items to a shopping list at once

After all these months using my Google Assistant, I've only just realised that you can add multiple items to the Google shopping list by typing or saying "and" after each one. When placing commas and spaces didn't work, I just ended up adding items individually with a weary, "Add milk to the shopping list. Add another Ferrari to the shopping list...". Just adding the word 'and' means I now have more time to play the Grilled Murder Mystery on my Google Home!

Joshua Chung, via email



Creating Google shopping lists just got so much easier

Have you managed to fix a PC-related disaster?

If so, please send your story to webuser@dennis.co.uk




OFFER OF THE FORTNIGHT

Kaspersky Internet Security 2018 - on sale now

Our sister title *Computeractive* is now selling the 2018 edition of the award-winning antivirus Kaspersky Internet Security at a special discount for readers

WHAT'S NEW IN KASPERSKY 2018:

- ✓ Blocks infections that strike as your PC boots
- ✓ Improved notifications for hacked websites
- ✓ Faster startup and update times
- ✓ Stops viruses modifying files on your computer



**SINCE WINDOWS 10 LAUNCHED 15,870 READERS
HAVE BOUGHT KASPERSKY SOFTWARE
FROM THE SOFTWARE STORE**

One PC for one year NOW ONLY £19.99*

Normally £34.99

Buy it on our Software Store at bit.ly/kaspersky1pc


Three PCs for two years NOW ONLY £39.99

Normally £79.99

Buy it on our Software Store at bit.ly/kaspersky2018

* while stocks last

**WINNER OF THE PAST NINE COMPUTERACTIVE
ANTIVIRUS TESTS**



Readers' Helpdesk

Our pick of the best solutions posted on our reader forums. Visit forum.webuser.co.uk – it's friendly and free!

INTERNET

Stop your internet disconnecting

Every time I switch on my PC, it fails to connect to the internet. I have to restart my computer for it to connect. Is there anything I can do to fix this?

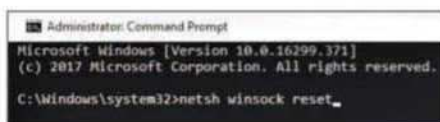
garyogden, Web User Forums

Run Command Prompt as an administrator (right-click it and choose 'Run as administrator'), then type each of these commands, followed by pressing Enter:

```
netsh winsock reset
netsh int ip reset resetlog.txt
ipconfig /release
ipconfig /renew
shutdown /r /t 00
```

Sometimes the internet can be blocked by an antivirus program, which may need to be reinstalled. It's also worth going into Device Manager, selecting View, then 'Show hidden devices' and looking for any alerts. Your network adapter may need a driver update or reinstall, and resetting the router could also help. It could also be a DNS issue.

Cantrel, Web User Forums



Run these commands to keep you and your computer online

BROWSERS

Disable and delete Firefox cookies

I have Firefox set to delete cookies when I close the browser. Why, then, when I run CCleaner (www.ccleaner.com) does it find 40 cookies in Firefox?

beefy, Web User Forums

I saw a thread about this exact problem on the official Firefox forums. If you close Firefox instead of closing each tab first, the cookies are

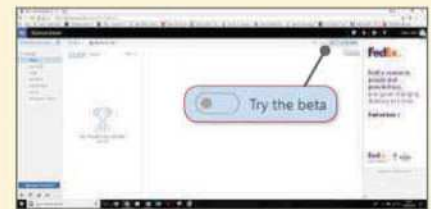
GENERAL PC

Dump Outlook's new look

For some reason, my classic Outlook has changed to the new layout. When Microsoft wanted us to try the beta, there was a toggle on the classic page that let me have a look, but I decided to stay with the old version. That was the case until a week ago, when Outlook changed with no input from me. I now can't see a toggle that lets me change it back.

silly1104, Web User Forums

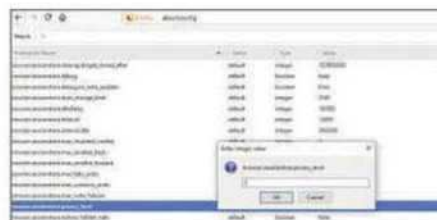
If you've changed to the beta version, you should be able to change back. It tells you on the official Outlook page (bit.ly/outlookbeta450) to locate the switch in the top-right corner to toggle the beta on and off.



If you don't want to use the revamped Outlook, try this workaround

You're not alone in disliking the new beta 'look' and many people are reporting that this beta switch is missing. A potential workaround is to log out of Outlook.com, then go to bit.ly/oldoutlook450. This should allow you to log back into the pre-beta Outlook. It's only a temporary fix, though. Even if you choose not to switch, Microsoft will eventually switch you over to the 'new' mode anyway.

Madeline and Moonshine, Web User Forums



If Firefox is tracking your cookies, the config file should help stop it

stored in the sessionstore.js file. Type `about:config` into the address bar and scroll to 'browser.sessionstore.privacy_level'. You should set the value to 2, which never stores extra session data in the .js file. If you change the value to 1, Firefox will only store session data for unencrypted non-HTTPS sites.

Peru, Web User Forums

SOFTWARE

Get remote PC access for free

Please can someone remind me which free Windows 10 software lets you remotely connect to another PC? The remote PC's screen is then displayed on yours, as well as the corresponding mouse and keyboard presses.

pats02, Web User Forums

Try TeamViewer (www.teamviewer.com), which is free for personal use. It works exactly as you describe – it displays a remote screen in a window on your screen, using an ID code and a PIN password. It must be downloaded and run on both PCs, and one person must then give that ID code and PIN to the other, so they can connect.

When I use it, I can copy and paste from one computer to the other. It lets me control the mouse and type as if I am sitting at the remote PC. I can even hear the sounds it makes. There's a tool to send text messages within the program via a pop-up, and set up a voice or video call, although I've found that doesn't always work because it depends on the camera and sound card installed on each computer.

Isitthattimealready, Web User Forums



Gain remote access to another PC with TeamViewer

Star Email

Phone memory capacity can be confusing

I wonder if you agree that most phone manufacturers and indeed reviewers mislead the reader when they say things like "16GB of memory, expandable to 256GB with a micro SD card".



In most cases, this is not entirely true. You can indeed expand storage memory but unless the version of Android allows for 'adoptable' memory, it doesn't actually extend the usable base memory. Anyone buying a phone with 8GB of memory and putting a big SD card in it will soon find out they have no memory left to add more apps. For example, your review of the Honor 7A does not make it clear if the extended memory is fully usable.

Samsung is a typical example of a firm that quotes a specific version of Android and does not fully implement it. I emailed

them and asked if they could either implement the full spec or stop claiming a specific version of Android. The reply I got was that it was "to enhance customer satisfaction", although I am not sure in what way it does this. It seems very close to 'trade misrepresentation' – however, it is not easy for an individual to do anything about this.

If magazine reviewers made it clear whether the phone had 'adoptable' memory, it would go a long way toward solving this problem.

Bob, via email

Back Issues disc winner



Don't save monstrous Dunelm House

In your Best New Websites section in Issue 447, you lauded the site Save Dunelm House (savedunelmhouse.com). Why? The grammar and spelling on the site is dreadful. It can't even get the name of the architects on the front page right! It uses an obscure North American word that it then spells in different ways (charrette/ charette).



The building is awful, too. It wasn't fit for purpose back in the 70s when I was a

student there. The rooms were too small and not interlinked. Mind you, the toasties were good. Durham now has its students go elsewhere for big social events because there isn't a big enough venue in Durham – all that money that could have gone into the city is lost.

If your article in any way helps to save this monstrosity, you should be ashamed of yourselves.

Zedzzed, via email

Crumbs! A website about bread

In Best New Websites in Issue 448, you mentioned a website devoted to political discussion called The Broad (thebroadonline.com), which I decided to take a look at. Thanks to a typo, I found

myself at The Bread Online (www.thebreadonline.com). And yes, it really is a site about bread. There are no doubt numerous jokes to be made about this site, but I'll limit myself to the one I made in the title.

Jon98, Web User Forums



WordPress works for everyone


















I'm afraid I have to disagree with Dr David Cross in issue 447's Inbox. He asserts that WordPress is too complex for novices but as a novice

myself, I found alternatives like Wix too 'bare bones' for me. Having never created a website before, I was surprised to discover just how noob-friendly WordPress is. Every function I needed was easily found and used, such as choosing a fitting template, inserting images and designing the colour scheme.

Even tweaking a page's HTML code is easy after two minutes of judicious Googling (or should I say Qwanting, since we *Web User* readers are boycotting Google now!). However, I feel a distinction must be made between wordpress.org and wordpress.com. The former is really for



Quiz Answers: Issue 449

- 1 **Dartmouth**  
- 2 **Swansea**  
- 3 **Cowes**   
- 4 **Ramsgate**   
- 5 **Penzance**    
- 6 **Padstow**   

WINNER!

Well done to **Denis Traylen** who wins a Web User Back Issues Disc



TECH YEAR

2005



professionals and does require more tech knowledge, as Dr Cross suggests. But the basic wordpress.com site does everything a beginner needs, and more.

Douglas Brine, via email

Boycott Amazon for Hive

Readers desperate to boycott Amazon may need to look beyond your recommended alternative of The Book Depository (www.bookdepository.com).



The Book Depository has actually been owned by Amazon since 2011!

Check out Hive.co.uk (www.hive.co.uk) instead

– a similar online bookshop that also supports independent local bookshops with every purchase you make.

Dan Nunn, via email

The NHS must upgrade now

I find it hard to believe that the NHS is only now upgrading its computer systems from Windows XP to Windows 10 (Webometer, Issue 449). When you consider how much sensitive patient data must be stored on NHS computers, it beggars belief that it has taken this long for the problem to be addressed.

Microsoft stopped supporting Windows XP four years ago, in 2014, which means that the NHS has been vulnerable to hackers ever since – as we saw last year with the WannaCry ransomware attack. We should be grateful that it hasn't been targeted more frequently, and that details of our medical histories aren't circulating on the dark web right now.

I'm aware that the NHS is strapped for cash and struggling to cope with record demand, but it should have upgraded to Windows 10 a long time ago – it was a free download for the first year, after all, so it wouldn't even have cost much.

When dealing with personal information, it's imperative for companies to be using the latest, most secure technology available, and the IT arm of the NHS should have known this and made the required upgrade much earlier.

Jacqui Horton, via email



What you say...

AN OFCOM SURVEY SAYS TALKTALK HAS THE WORST CUSTOMER SERVICE FOR BROADBAND. DO YOU AGREE?

Absolutely. Just left them. And they forgot to port my existing number. Now they're insisting there's nothing they can do.

Shane Mace

I left because of their customer service. Their call centres are based in foreign countries where, if your problem doesn't fit with their script or they don't understand your accent, you are out of luck.

Roy Cullen

Great. No problems at all. All queries promptly and efficiently dealt with.

Malcolm Bloom

The fibre broadband works well. However, customer service is less than desirable. I was put on the wrong contract recently. Complaining led to them putting me on a discounted fixed contract for 18 months.

Martin Phillp

TV, CHANNEL 4 AND THE BBC ARE IN TALKS TO LAUNCH A TV-STREAMING RIVAL TO NETFLIX (bit.ly/tvstreaming450). IS THAT A GOOD IDEA?

Given the amount of original content I watch from these channels (pretty much none) I can't see the point. I certainly don't think Netflix and the rest should lose any sleep over it.

Nat Grove

I wonder how it would be paid for. Who would be willing to pay on top of the licence fee to access BBC shows? Or would it use advertising? Either

way seems unpopular to me.

Fitzsip @fitszip

As long as the BBC and Channel 4 do not use our licence fee or public money. ITV as a private company can do what it likes.

Iain Kenworthy-Neale

If they try charging an additional sub, no thank you.

Phil McCarty

WHAT DO YOU THINK ABOUT THE IDEA OF BUYING 'PORN PASSES' FROM NEWSAGENTS FOR THE WEB?

They should be spending more money tackling paedophiles online.

Jason 'Boz' Bowyer

Will they give you a brown paper bag to put your pass in, to avoid potential embarrassment?

Lee Dodgson

Yet another attempt to tackle a problem that doesn't exist. I make that the round dozen of failed initiatives our betters have put forward to protect us poor lambs from the evils of the internet.

Richard Morgan

YOUNG PEOPLE ARE LEAVING FACEBOOK. WILL IT GO THE SAME WAY AS MYSPACE (bit.ly/myspace450)?

Eventually, maybe, but Facebook has far more users than Myspace ever had. Ask the question again in five years.

Gavin Green

Facebook will be around for a long time yet. People have too much invested in it to dump it – photos, videos, friends, family, groups, club pages, etc.

John Wells

With so much competition around today, it'll just be a matter of time until a new platform becomes dominant.

Brian Brown

! Page 404



Barry Collins narrowly avoids data disaster when his handset gets overheated

How the cloud cooled my phone meltdown

Technology can be a right pain in the posterior – it waits until you're at the very precipice of breaking point and then breaks.

Hence, last week, in the midst of a deadline cataclysm, my phone decided to have a meltdown. Almost literally.

I first realised something was up when I felt a warm sensation in the trouser region. I'm not quite yet of the age when 'little accidents' occur, so I concluded it must be the phone in my pocket. And given that phone is a Samsung Galaxy, I got it out pretty sharpish.

I tried all the usual overheating remedies: killed all the open apps, restarted the phone, scoured the settings for battery hogs – but nothing was working. A deep dive into the

settings revealed that 'Google Services' was thrashing my phone's processor, but with literally no more information to go on, and a phone that was chomping through battery at a rate of 10% every 30 minutes, I had no option but to surrender and start afresh.

This gave me flashbacks to the days of Windows XP. Remember when you used to have to reinstall the operating system every year or two because your computer accumulated so much cruft that it took 10 minutes to do anything? Well, smartphones have now reached that stage. Once in a while, you need to manually chuck out the rubbish they're incapable of clearing for themselves.

“ I was preparing to rip a branch off a nearby tree, go the full Basil Fawlty and give my obstinate Galaxy S7 a 'damned good thrashing' ”

I wasn't too concerned about factory-resetting my phone because I had two backups of my data: Google keeps a backup of all Android handsets by default and Samsung practically insists on a backup of its own for good measure. The last

time I moved handsets, the Google backup reinstalled all my old apps on the new phone within minutes. It was like moving home and finding the

removal firm has put all your furniture in exactly the right place and made you a cup of tea to boot.

Sadly, things didn't go quite so smoothly this time. Google didn't even

offer to restore my data during the phone's setup and although Samsung stepped into the breach, offering to restore all my apps, photos, contacts and the like, efforts to restore from its backup were plagued with 'server errors' and I could only restore parts of my data.

At this, the language chez Collins got a tad fruity. I was preparing to rip a branch off a nearby tree, go the full Basil Fawlty and give my obstinate Galaxy S7 a 'damned good thrashing'. But after I'd calmed down and started reinstalling apps manually, I realised this wasn't such a disaster after all.

Unlike the days of Windows XP, when all our data was stored on the device and a faulty backup was very bad news indeed, everything these days is stored in the cloud. Email, photos, social-media accounts, documents – just reinstall the app and enter your login details, and everything is basically back to how it was. We don't look after our own data these days – we get Dropbox or Google or OneDrive or Facebook or whoever to take care of it for us.

My phone is now running like new with battery life back to almost two days. That mini-meltdown might be the best thing that ever happened to it.



ENJOYED THIS ISSUE?

GET THE NEXT ONE EARLY!

Thank you for reading this issue of *Web User* – we hope you found the tips and advice useful. The good news is that you don't have to wait too long for the next issue. If you subscribe to *Web User* by **Monday 4 June (8pm)***, you'll receive it through your letterbox before it's available in the shops!

What's inside the next issue:

COVER FEATURE: HIDE YOUR PRESENCE ON THE WEB

PLUS:

- Best Windows photo viewers
- Switch everything to dark mode
- Make money online for free

AND...

Sync bookmarks across browsers

**Don't worry if you miss this deadline – you can subscribe to Web User at any time!*

HIDE YOUR PRESENCE ON THE WEB

Subscribe to *Web User* today and you'll pay just £22.49* for the next 13 issues – that's a 21% saving on the shop price. As an added bonus you'll also receive a free gift – **an LED Flashlight**



Subscribe online at
subscribe.webuser.co.uk
or call now on **0330 333 9493**

(calls to 03 numbers will be charged at your standard local rate)

**Includes FREE DELIVERY*

Quote offer code: **P1811**



Introducing **Routers with Voice Controls**



"Alexa, **tell TP-Link**
I have friends coming."



"Alexa, ask **TP-Link** to
prioritise video streaming."



"Alexa, ask **TP-Link** to
do a speed test."



WORKS WITH
amazon alexa

The **TP-Link Router Skill** for Alexa makes managing your home network simpler and more convenient than ever before.

Compatible with

Archer C5400 | Archer C3150 | Archer C2300 | TP-Link Deco Range



facebook.com/TPLINKUK

uk.tp-link.com

twitter.com/TPLINKUK

